

Raiffeisen Sustainable Mix

(Original German name: Raiffeisen-Nachhaltigkeit-Mix)

annual fund report
financial year Oct 1, 2023 – Sep 30, 2024

Note:

The audit opinion issued by KPMG Austria GmbH only applies for the full German-language version.

Table of contents

General fund information.....	3
Fund characteristics	3
Legal notice.....	4
Fund details.....	5
Units in circulation	6
Development of the fund assets and income statement	7
Performance in financial year (fund performance).....	7
Development of fund assets in EUR.....	9
Fund result in EUR.....	10
A. Realized fund result.....	10
B. Unrealized closing price.....	10
C. Income adjustment.....	10
Capital market report.....	11
Fund investment policy report.....	12
Makeup of fund assets in EUR.....	14
Portfolio of investments in EUR as of Sep 30, 2024	16
Calculation method for overall risk.....	44
Remuneration paid to the employees of Raiffeisen Kapitalanlage-Gesellschaft m.b.H. in EUR (financial year 2023 of Raiffeisen Kapitalanlage-Gesellschaft m.b.H.)	45
Audit opinion.....	47
Tax treatment	49
Fund regulations.....	50
Environmental and/or social characteristics.....	56
Appendix.....	63

Report for the financial year from Oct 1, 2023 to Sep 30, 2024

General fund information

ISIN	Tranche	Income class	Currency	Launch date
AT0000A1G2L0	Raiffeisen Sustainable Mix (I) A	income-distributing	EUR	Oct 1, 2015
AT0000A2E091	Raiffeisen Sustainable Mix (S) A	income-distributing	EUR	Apr 1, 2020
AT0000859517	Raiffeisen Sustainable Mix (R) A	income-distributing	EUR	Aug 25, 1986
AT0000A1TWK1	Raiffeisen Sustainable Mix (RZ) A	income-distributing	EUR	Apr 3, 2017
AT0000A2SL08	Raiffeisen Sustainable Mix (RD) A	income-distributing	EUR	Sep 1, 2021
AT0000805361	Raiffeisen Sustainable Mix (R) T	income-retaining	EUR	Mar 26, 1999
AT0000A1TWJ3	Raiffeisen Sustainable Mix (RZ) T	income-retaining	EUR	Apr 3, 2017
AT0000A1VG68	Raiffeisen Sustainable Mix (I) VTA	full income-retaining (outside Austria)	EUR	May 2, 2017
AT0000785381	Raiffeisen Sustainable Mix (R) VTA	full income-retaining (outside Austria)	EUR	May 26, 1999
AT0000A1TWL9	Raiffeisen Sustainable Mix (RZ) VTA	full income-retaining (outside Austria)	EUR	Apr 3, 2017
AT0000A2SL16	Raiffeisen Sustainable Mix (RD) VTA	full income-retaining (outside Austria)	EUR	Sep 1, 2021

Fund characteristics

Fund currency	EUR
Financial year	Oct 1 – Sep 30
Distribution/payment/reinvestment date	Dec 15
Type of fund	Investment fund pursuant to § 2 of the Austrian Investment Fund Act, InvFG (UCITS)
Effective management fee for the fund	I-Tranche (EUR): 0.625 % S-Tranche (EUR): 1.750 % R-Tranche (EUR): 1.250 % RZ-Tranche (EUR): 0.625 % RD-Tranche (EUR): 1.250 %
Custodian bank	Raiffeisen Bank International AG
Management company	Raiffeisen Kapitalanlage-Gesellschaft m.b.H. Mooslackengasse 12, A-1190 Vienna Tel. +43 1 71170-0 Fax +43 1 71170-761092 www.rcm.at Companies register number: 83517 w
Fund management	Raiffeisen Kapitalanlage-Gesellschaft m.b.H.
Auditor	KPMG Austria GmbH

The fund is actively managed without reference to a benchmark.

Legal notice

The software used performs calculations on the basis of more than the two decimal places displayed. Minor discrepancies cannot be ruled out due to further calculations using published results.

The value of a unit is calculated by dividing the entire value of the investment fund inclusive of its income by the number of units. The total value of the investment fund is calculated on the basis of the current market prices of the securities, money market instruments and subscription rights in the fund plus the value of the fund's financial investments, cash holdings, credit balances, receivables and other rights net of its payables. That value will be calculated by the custodian bank.

The net assets are calculated in accordance with the following principles:

- a) The value of assets quoted or traded on a stock exchange or other regulated market shall be determined, in principle, on the basis of the most recently available price.
- b) Where an asset is not quoted or traded on a stock market or another regulated market or where the price for an asset quoted or traded on a stock market or another regulated market does not appropriately reflect its actual market value, the prices provided by reliable data providers or, alternatively, market prices for equivalent securities or other recognized market valuation methods shall be used.

Dear unitholder,

Raiffeisen Kapitalanlage-Gesellschaft m.b.H. is pleased to present its annual fund report for Raiffeisen Sustainable Mix for the financial year from Oct 1, 2023 to Sep 30, 2024. The accounting is based on the price calculation as of Sep 30, 2024.

Fund details

	Sep 30, 2022	Sep 30, 2023	Sep 30, 2024
Total fund assets in EUR	4,919,319,648.79	5,096,019,166.26	5,438,308,124.32
Net asset value/distributing units (I) (AT0000A1G2L0) in EUR	94.05	96.41	109.99
Issue price/distributing units (I) (AT0000A1G2L0) in EUR	94.05	96.41	109.99
Net asset value/distributing units (S) (AT0000A2E091) in EUR	104.89	106.32	119.94
Issue price/distributing units (S) (AT0000A2E091) in EUR	104.89	106.32	119.94
Net asset value/distributing units (R) (AT0000859517) in EUR	89.20	90.87	103.02
Issue price/distributing units (R) (AT0000859517) in EUR	89.20	90.87	103.02
Net asset value/distributing units (RZ) (AT0000A1TWK1) in EUR	112.78	115.61	131.88
Issue price/distributing units (RZ) (AT0000A1TWK1) in EUR	112.78	115.61	131.88
Net asset value/distributing units (RD) (AT0000A2SL08) in EUR	85.67	87.23	98.90
Issue price/distributing units (RD) (AT0000A2SL08) in EUR	88.24	89.85	101.87
Net asset value/reinvested units (R) (AT0000805361) in EUR	117.41	120.69	138.14
Issue price/reinvested units (R) (AT0000805361) in EUR	117.41	120.69	138.14
Net asset value/reinvested units (RZ) (AT0000A1TWJ3) in EUR	116.58	120.41	138.68
Issue price/reinvested units (RZ) (AT0000A1TWJ3) in EUR	116.58	120.41	138.68
Net asset value/fully reinvested units (I) (AT0000A1VG68) in EUR	98.77	102.22	117.73
Issue price/fully reinvested units (I) (AT0000A1VG68) in EUR	98.77	102.22	117.73
Net asset value/fully reinvested units (R) (AT0000785381) in EUR	127.49	131.13	150.09
Issue price/fully reinvested units (R) (AT0000785381) in EUR	127.49	131.13	150.09
Net asset value/fully reinvested units (RZ) (AT0000A1TWL9) in EUR	117.64	121.75	140.23
Issue price/fully reinvested units (RZ) (AT0000A1TWL9) in EUR	117.64	121.75	140.23
Net asset value/fully reinvested units (RD) (AT0000A2SL16) in EUR	85.76	88.20	100.96
Issue price/fully reinvested units (RD) (AT0000A2SL16) in EUR	88.33	90.85	103.99
		Dec 15, 2023	Dec 16, 2024
Distribution/unit (I) (A) EUR		0.9600	2.0300
Distribution/unit (S) (A) EUR		1.0600	1.1700
Distribution/unit (R) (A) EUR		0.9100	1.5000
Distribution/unit (RZ) (A) EUR		1.1600	2.1000
Distribution/unit (RD) (A) EUR		0.8700	0.9900
Outpayment/unit (R) (T) EUR		0.0000	0.9127
Outpayment/unit (RZ) (T) EUR		0.0000	1.2096

Reinvestment/unit (R) (T) EUR	0.0000	5.0230
Reinvestment/unit (RZ) (T) EUR	0.0000	5.5496
Reinvestment/unit (I) (VTA) EUR	0.0000	5.7367
Reinvestment/unit (R) (VTA) EUR	0.0000	6.4486
Reinvestment/unit (RZ) (VTA) EUR	0.0000	6.8343
Reinvestment/unit (RD) (VTA) EUR	0.0000	4.3379

The distribution will occur free-of-charge at the fund's paying agents. Payment will be made by the custodian banks.

Units in circulation

	Units in circulation on Sep 30, 2023	Sales	Repurchases	Units in circulation on Sep 30, 2024
AT0000A1G2L0 (I) A	984,742.140	84,560.850	-234,698.357	834,604.633
AT0000A2E091 (S) A	224,275.332	32,602.382	-33,476.484	223,401.230
AT0000859517 (R) A	2,949,312.510	182,057.227	-505,290.820	2,626,078.917
AT0000A1TWK1 (RZ) A	718,071.074	31,062.551	-56,833.952	692,299.673
AT0000A2SL08 (RD) A	30,858.678	8,751.589	-6,561.789	33,048.478
AT0000805361 (R) T	10,458,718.675	1,504,253.220	-981,108.109	10,981,863.786
AT0000A1TWJ3 (RZ) T	4,619,652.905	533,056.704	-427,005.762	4,725,703.847
AT0000A1VG68 (I) VTA	1,676,120.801	284,322.279	-656,888.517	1,303,554.563
AT0000785381 (R) VTA	19,098,757.667	1,329,433.478	-3,798,278.231	16,629,912.914
AT0000A1TWL9 (RZ) VTA	1,058,714.007	96,672.400	-211,613.082	943,773.325
AT0000A2SL16 (RD) VTA	1,597.000	267.000	-10.000	1,854.000
Total units in circulation				38,996,095.366

Development of the fund assets and income statement

Performance in financial year (fund performance)

Distributing units (I) (AT0000A1G2L0)	
Net asset value per unit at start of financial year in EUR	96.41
Distribution on Dec 15, 2023 (net asset value: EUR 100.45) of EUR 0.9600, corresponds to 0.009557 units	
Net asset value per unit at end of financial year in EUR	109.99
Total value incl. units purchased through distribution (1.009557 x 109.99)	111.04
Net income/net reduction per unit	14.63
Performance of one unit during the financial year in %	15.18
Distributing units (S) (AT0000A2E091)	
Net asset value per unit at start of financial year in EUR	106.32
Distribution on Dec 15, 2023 (net asset value: EUR 110.51) of EUR 1.0600, corresponds to 0.009592 units	
Net asset value per unit at end of financial year in EUR	119.94
Total value incl. units purchased through distribution (1.009592 x 119.94)	121.09
Net income/net reduction per unit	14.77
Performance of one unit during the financial year in %	13.89
Distributing units (R) (AT0000859517)	
Net asset value per unit at start of financial year in EUR	90.87
Distribution on Dec 15, 2023 (net asset value: EUR 94.54) of EUR 0.9100, corresponds to 0.009626 units	
Net asset value per unit at end of financial year in EUR	103.02
Total value incl. units purchased through distribution (1.009626 x 103.02)	104.01
Net income/net reduction per unit	13.14
Performance of one unit during the financial year in %	14.46
Distributing units (RZ) (AT0000A1TWK1)	
Net asset value per unit at start of financial year in EUR	115.61
Distribution on Dec 15, 2023 (net asset value: EUR 120.44) of EUR 1.1600, corresponds to 0.009631 units	
Net asset value per unit at end of financial year in EUR	131.88
Total value incl. units purchased through distribution (1.009631 x 131.88)	133.15
Net income/net reduction per unit	17.54
Performance of one unit during the financial year in %	15.17
Distributing units (RD) (AT0000A2SL08)	
Net asset value per unit at start of financial year in EUR	87.23
Distribution on Dec 15, 2023 (net asset value: EUR 90.76) of EUR 0.8700, corresponds to 0.009586 units	
Net asset value per unit at end of financial year in EUR	98.90
Total value incl. units purchased through distribution (1.009586 x 98.90)	99.85
Net income/net reduction per unit	12.62
Performance of one unit during the financial year in %	14.47

Reinvested units (R) (AT0000805361)	
Net asset value per unit at start of financial year in EUR	120.69
Net asset value per unit at end of financial year in EUR	138.14
Net income/net reduction per unit	17.45
Performance of one unit during the financial year in %	14.46
Reinvested units (RZ) (AT0000A1TWJ3)	
Net asset value per unit at start of financial year in EUR	120.41
Net asset value per unit at end of financial year in EUR	138.68
Net income/net reduction per unit	18.27
Performance of one unit during the financial year in %	15.17
Fully reinvested units (I) (AT0000A1VG68)	
Net asset value per unit at start of financial year in EUR	102.22
Net asset value per unit at end of financial year in EUR	117.73
Net income/net reduction per unit	15.51
Performance of one unit during the financial year in %	15.17
Fully reinvested units (R) (AT0000785381)	
Net asset value per unit at start of financial year in EUR	131.13
Net asset value per unit at end of financial year in EUR	150.09
Net income/net reduction per unit	18.96
Performance of one unit during the financial year in %	14.46
Fully reinvested units (RZ) (AT0000A1TWL9)	
Net asset value per unit at start of financial year in EUR	121.75
Net asset value per unit at end of financial year in EUR	140.23
Net income/net reduction per unit	18.48
Performance of one unit during the financial year in %	15.18
Fully reinvested units (RD) (AT0000A2SL16)	
Net asset value per unit at start of financial year in EUR	88.20
Net asset value per unit at end of financial year in EUR	100.96
Net income/net reduction per unit	12.76
Performance of one unit during the financial year in %	14.47

The performance is calculated assuming wholesale reinvestment of distributed/paid-out amounts at their net asset value on the distribution/payment date.

The Depotbank calculates the unit value separately for each unit certificate class. Discrepancies may arise in the annual performance figures for individual unit certificate classes.

The performance is calculated by Raiffeisen KAG on the basis of published fund prices, using the method developed by OeKB (Österreichische Kontrollbank AG). Individual costs such as transaction fees, the subscription fee, the redemption fee, the custody charges of the investor and taxes are not included in the performance calculation. If included, these would lead to a lower performance. Past performance is not a reliable indicator of future performance. Markets could develop very differently in the future. Based on the illustration, you can assess how the fund was managed in the past.

Development of fund assets in EUR

Fund assets on Sep 30, 2023 (41,820,820.789 units)		5,096,019,166.26
Distribution on Dec 15, 2023 (EUR 0.9600 x 980,414.348 distributing units (I) (AT0000A1G2L0))		-941,197.77
Distribution on Dec 15, 2023 (EUR 1.0600 x 221,205.099 distributing units (S) (AT0000A2E091))		-234,477.40
Distribution on Dec 15, 2023 (EUR 0.9100 x 2,855,641.714 distributing units (R) (AT0000859517))		-2,598,633.96
Distribution on Dec 15, 2023 (EUR 1.1600 x 712,494.192 distributing units (RZ) (AT0000A1TWK1))		-826,493.26
Distribution on Dec 15, 2023 (EUR 0.8700 x 31,132.490 distributing units (RD) (AT0000A2SL08))		-27,085.27
Issuance of units	532,712,839.71	
Redemption of units	-902,921,553.35	
Pro rata income adjustment	4,899,217.29	-365,309,496.35
Overall fund result		712,226,342.07
Fund assets on Sep 30, 2024 (38,996,095.366 units)		5,438,308,124.32

Fund result in EUR

A. Realized fund result

Ordinary fund result	
Income (excl. closing price)	
Interest income	55,309,697.94
Income from securities lending transactions	245,843.68
Interest expenses (incl. negative credit interest)	-6.77
Dividend income (incl. dividend equivalent)	36,782,438.90
Austrian dividend income	465,573.96
Consent payment	19,250.02
	92,822,797.73
Expenses	
Management fees	-59,502,370.50
Custodian bank fees / Custodian's fees	-4,229,851.82
Auditing costs	-77,143.99
Expenses for tax advice / tax representation	-1,500.00
Custody charge	-1,830,773.93
Publicity costs, regulatory fees	-29,201.33
Costs associated with foreign sales	-811,214.17
Cost of advisers and other service providers	-154,521.46
Research expenses	-184,723.59
Sustainability research / associated with engagement process	-145,712.44
	-66,967,013.23
Ordinary fund result (excl. income adjustment)	25,855,784.50
Realized closing price	
Profits realized from securities	318,476,220.45
Profits realized from derivative instruments	14,032,585.03
Losses realized from securities	-105,770,091.76
Losses realized from derivative instruments	-7,665,395.23
Realized closing price (excl. income adjustment)	219,073,318.49
Realized fund result (excl. income adjustment)	244,929,102.99
B. Unrealized closing price	
Change in unrealized closing price	473,358,882.22
Change in dividends receivable	-1,162,425.85
	472,196,456.37
C. Income adjustment	
Income adjustment for income during financial year	-4,899,217.29
	-4,899,217.29
Overall fund result	712,226,342.07

The result for the past financial year includes explicitly reported transaction costs (incl. external transaction-related costs, see item 15a "Transaction costs" in section II of the prospectus) in the amount of 3,366,340.49 EUR.

Capital market report

The year 2023 ended on a positive note for most capital market investors thanks to a fulminant finish on the equity and bond markets in the final quarter. Share prices continued to climb almost everywhere this year. Many equity indices in the USA, Europe and Asia soared to new record highs and sit on double-digit percentage gains for the current year. China has recently surged to the top of this year's performance rankings, albeit after several years of sharply falling share prices. The laggard among the key regions from the perspective of euro-based investors so far this year is Latin America, not the least due to very weak currencies. As in the previous year, "artificial intelligence" has been one of the dominant themes and many companies with promising positions in this field have been among the biggest winners so far this year.

Recessions, further interest rate hikes or interest rate cuts were repeatedly priced in and out over the past 12 months, causing considerable price fluctuations not only in equities but also in bonds. Substantial (further) interest rate cuts in the coming quarters on both sides of the Atlantic are now almost certain and the bond markets are now largely pricing them in. At the same time, investors continue to favour a "soft landing of the economy" in the US, i.e. an economy that is growing at a slower pace but not shrinking, with inflation falling to a level that satisfies the US central bank. Such a scenario would not only be positive for government bonds, but even better for corporate bonds. As a result, they are once again performing significantly better than government bonds from core eurozone countries this year. Volatility on the bond markets remains relatively high and has recently even picked up again somewhat.

Commodities were repeatedly under pressure in 2023 and fell for the most part. Only precious metals recorded a slight gain thanks to rising gold prices. The gold price continued its advance in 2024 and climbed to new record highs. Industrial metals and energy commodities rose in the first half of the year, but then fell sharply and very quickly. While industrial metals recently moved back into positive territory, oil and gas continued to slide. On balance, there has been very little movement among the major currencies so far this year, despite some occasional fluctuations.

The disruptions and distortions caused by the pandemic and lockdowns have been overcome. However, global economic relations and production chains are once again under strain from escalating geopolitical confrontations and renewed conflicts in regions that are important transit points for trade routes. This is likely to result in lasting and serious upheavals in supply chains and global economic structures and could significantly change the competitive positions of entire industries and regions. This is compounded by the long-term challenges posed by climate change, demographics, and elevated levels of public debt in many countries. The financial market environment remains challenging and is likely to harbour major price fluctuations in almost all asset classes for the foreseeable future.

Fund investment policy report

The fund continues to invest in equities and bonds of issuers which focus on sustainability and have above-average ratings in terms of social and environmental criteria. In addition to a favorable sustainability assessment, the selected issuers must also have attractive financial valuations. The fund posted a highly positive performance in the reporting period.

Equities

After the US Federal Reserve (Fed) decided against a further interest rate hike at the beginning of the reporting period, market participants increasingly began to price in interest rate cuts for 2024. As a result, stock markets made a strong recovery. A positive reporting season early in the year further contributed to the continuation of the stock rally. Geopolitical risks surrounding the conflict between Israel and Iran caused only temporary uncertainty. Markets were unimpressed by the pricing out of interest rate cuts during the first half of 2024 and a delay of the first interest rate cut due to stronger economic data from the USA and persistently stubborn inflation figures. On the other hand, Europe experienced a first interest rate cut in June 2024 as a result of declining inflation. The exceptionally high volatility in early August 2024 was mainly caused by the fast liquidation of carry trades following an unexpected increase of the Japanese key interest rate and by growing concerns about a hard landing, or strong economic downturn, in the USA. The reasons for this were a weak labor market report and weak figures in the manufacturing industry. The markets recovered quickly from this correction. The drivers for this were the Fed's first interest rate cut in mid-September – which at 50 basis points was surprisingly high for many – and improved macro data, in particular a decline in the number of applications for unemployment benefits.

In this environment, the equities segment performed quite well overall.

All invested sectors made positive performance contributions, with IT, industry and finance leading the way. The real estate and utilities sectors were at the other end of the scale.

US IT companies Nvidia, Microsoft and Apple performed best among the individual stocks. Astellas Pharma, a Japanese pharmaceutical company, SolarEdge Technologies, an inverter manufacturer, and Umicore, material technology and recycling company, occupied the opposite end of the performance scale.

The following companies were added in the reporting period: Apple, Nvidia, Dynatrace, Pure Storage, Eli Lilly, AstraZeneca, Thermo Fisher, Danaher, Walt Disney, Nike, L'Oreal, Sony, Vertiv Holdings, Stryker, ServiceNow, Dell, Vertex Pharmaceuticals, Palo Alto and Broadcom. In return, positions in small-cap companies were reduced or completely sold off, including positions in Agilent Technologies, Mettler Toledo, Essential Utilities, SolarEdge Technologies, Sekisui Chemical, Geberit, Hain Celestial, Astellas Pharma and NXP Semiconductors.

The fund's activities in its equities segment were shaped by profit-taking, measures to optimize risk/reward perspectives and not least by changes to the sustainability assessment for individual securities.

Euro bonds

Although initially all signs were still pointing to a probable interest rate reversal during the reporting period, the picture changed at the start of Q1 2024. At the end of 2023, market participants were still anticipating a fairly quick cycle of interest rate cuts, possibly already by the end of Q1 2024. A relatively sharp drop in inflation in the USA and the eurozone acted as a catalyst for the euphoric sentiment and the consistent fall in returns. This path of interest rate cuts that have already been priced in was increasingly questioned in Q1 2024, not least due to stronger economic data from the USA, which caused returns on government bonds to rise again in general. The discussion of when the next recession will hit the USA also kept losing strength. Additionally, the fight against inflation in the USA turned out to be harder than expected and any hopes of rapidly falling inflation rates, especially in the service sector, were increasingly disappointed. Q3 2024 finally saw the long-expected trend reversal for yields, especially for euro-denominated bonds, which rose again slightly in the first half of 2024. Although bond yields started declining already in June, accompanied by the expected first interest rate cut by the European Central Bank (ECB), among other things, they strengthened again in Q3 2023, especially after the disappointing labor market figures and economic data from the USA.

The fund was able to benefit greatly from falling bond yields in the reporting period, especially in Q4 2023 and then again in Q3 2024. The bond market rallied for the most part during these phases, with corporates once again significantly outperforming the extremely buoyant government bond markets. Within the corporates segment, there was a definite preference for riskier bonds over high-quality bonds, which meant that bonds with lower ratings, subordinated bonds and financials performed even better on the corporate bond markets.

The fund thus benefited substantially from its focus on corporates (up to 56% weighting in the segment, of which just under 20 percentage points are financials) in particular, both in absolute terms and relative to the market. Another positive factor was the fund's duration in the bond segment, which continued to be offensive and was managed more robustly with a duration of just under 5 years in Q4 2023. At the end of Q4 2023, the duration was scaled back to just over 4.5 years in response to the extreme and very rapid drop in returns. The duration was raised again to just over 5 years after the returns on government bonds increased again in Q1 2024.

This increased in the second half of the reporting period to up to roughly 5.5 years. Here, too, an active tactical approach was taken and at the end of Q3, the duration was reduced again by roughly 0.2 years and profits were taken from the interest rate strategy. At the end of the quarter, the duration in the segment was roughly 5.3 years. The segment continues to have an offensive duration orientation, which reflects our anticipation that the interest rate policy will increasingly leave its mark on the economy, thus reducing the momentum of inflation, among other things. This segment also profited from the roughly 35% exposure of SSAs and covered bonds that strongly benefited in the environment of sharply narrowing swap spreads.

Global bonds

Accounting for an average of around 10% of the overall fund, the sustainable US dollar-denominated bonds that had been added to the fund recorded a considerable positive trend. This was mainly due to returning inflation figures in the USA and the resulting expectations of interest rate cuts, with the first cut then being made at the end of the reporting period. At this time, the market expected interest rates to fall by a further 200 basis points by the end of 2025. The securities in the global bond segment also profited from this positive environment for bonds. This applied to bonds issued by supranational organizations and agency issuers, mortgage bonds, bank bonds and corporate bonds. In the course of the period under review, the yield differentials between these non-government bonds and US government bonds declined significantly. The interest rate risk for US dollar bonds fluctuated during the reporting period within a range of 3.8 to 4.5 years, with peak figures in May 2024. The US dollar dropped significantly against the euro in the reporting period, which reduced returns accordingly. The global bond segment thus recorded a positive overall performance of roughly 3.5% in euro in the reporting period.

Securities lending transactions were entered into in order to generate additional income.

Transparency of the attainment of the environmental and social characteristics (Article 8 in conjunction with Article 11 of Regulation [EU] 2019/2088 / Disclosure Regulation)

For information about the attainment of the environmental and social characteristics, please refer to the annex "Environmental and/or Social Characteristics" to this annual report.

Makeup of fund assets in EUR

Any discrepancies in terms of the market value or the share of the fund assets result from rounding-off.

UCITS refers to units in an undertaking for collective investment in transferable securities

§ 166 InvFG refers to units in investment funds in the form of "other portfolios of assets"

§ 166 (1) item 2 InvFG refers to units in special funds

§ 166 (1) item 3 InvFG refers to units in undertakings for collective investment in transferable securities pursuant to § 166 (1) item 3 InvFG (such as alternative investments/hedge funds)

§ 166 (1) item 4 InvFG refers to units in real estate funds

Type of security	OGAW/§ 166	Currency	Market value in EUR	Share of fund assets
Equities		CAD	47,299,948.93	0.87 %
Equities		CHF	85,030,646.16	1.56 %
Equities		DKK	105,450,558.81	1.94 %
Equities		EUR	355,163,916.27	6.53 %
Equities		GBP	114,253,555.70	2.10 %
Equities		JPY	160,039,006.03	2.94 %
Equities		NOK	21,127,653.10	0.39 %
Equities		SEK	12,881,733.99	0.24 %
Equities		USD	1,751,814,088.62	32.21 %
Total Equities			2,653,061,107.61	48.78 %
Fixed bonds		EUR	2,120,596,494.57	38.99 %
Fixed bonds		NLG	3,204,187.48	0.06 %
Fixed bonds		USD	540,742,339.60	9.94 %
Total Fixed bonds			2,664,543,021.65	49.00 %
Floater		EUR	21,705,065.94	0.40 %
Total Floater			21,705,065.94	0.40 %
Step up bonds		EUR	934,610.00	0.02 %
Total Step up bonds			934,610.00	0.02 %
Total securities			5,340,243,805.20	98.20 %
Derivative products				
Valuation of financial futures			2,112,272.37	0.04 %
Total derivative products			2,112,272.37	0.04 %
Bank balances/liabilities				
Bank balances/liabilities in fund currency			73,518,870.89	1.35 %
Bank balances/liabilities in foreign currency			1,657,645.74	0.03 %
Total bank balances/liabilities			75,176,516.63	1.38 %
Accruals and deferrals				

Type of security	OGAW/§ 166	Currency	Market value in EUR	Share of fund assets
Interest claims (on securities and bank balances)			25,144,976.66	0.46 %
Dividends receivable			2,211,758.36	0.04 %
Total accruals and deferrals			27,356,735.02	0.50 %
Other items				
Various fees			-6,581,204.88	-0.12 %
Total other items			-6,581,204.88	-0.12 %
Total fund assets			5,438,308,124.32	100.00 %

Portfolio of investments in EUR as of Sep 30, 2024

Dates indicated for securities refer to the issue and redemption dates. An issuer's right of premature redemption (where applicable) is not specified.

The securities marked with a "Y" have an open-ended maturity (is perpetual). The price for forward exchange transactions is indicated in the relevant counter currency for the currency in question.

Any discrepancies in terms of the market value or the share of the fund assets result from rounding-off.

UCITS refers to units in an undertaking for collective investment in transferable securities

§ 166 InvFG refers to units in investment funds in the form of "other portfolios of assets"

§ 166 (1) item 2 InvFG refers to units in special funds

§ 166 (1) item 3 InvFG refers to units in undertakings for collective investment in transferable securities pursuant to § 166 (1) item 3 InvFG (such as alternative investments/hedge funds)

§ 166 (1) item 4 InvFG refers to units in real estate funds

Type of security	OGAW/§ 166	ISIN	Security title	Currency	Volume Units/Nom.	Purchases In period under review Units/Nom.	Sales In period under review Units/Nom.	Pool-/ ILB Factor	Price	Market value in EUR	Share of fund assets
Equities		CA0636711016	BANK OF MONTREAL BMO	CAD	207,959		139,390		122.190000	16,857,178.06	0.31 %
Equities		CA0641491075	BANK OF NOVA SCOTIA BNS	CAD	319,320		222,100		73.540000	15,578,342.05	0.29 %
Equities		CA7800871021	ROYAL BANK OF CANADA RY	CAD	133,500	133,500			167.840000	14,864,428.82	0.27 %
Equities		CH0030170408	GEBERIT AG-REG GEBN	CHF	19,423		40,610		561.000000	11,576,417.53	0.21 %
Equities		CH0012032048	ROCHE HOLDING AG-GENUSSCHEIN ROG	CHF	97,085		14,030		272.200000	28,076,002.12	0.52 %
Equities		CH1256740924	SGS SA-REG SGSN	CHF	242,990		36,560		95.180000	24,571,355.33	0.45 %
Equities		CH0008742519	SWISSCOM AG-REG SCMN	CHF	35,447		35,600		552.500000	20,806,871.18	0.38 %
Equities		DK0060448595	COLOPLAST-B COLOB	DKK	184,440		65,180		879.600000	21,756,877.95	0.40 %
Equities		DK0062498333	NOVO NORDISK A/S-B NOVOB	DKK	326,830		163,950		796.500000	34,911,132.34	0.64 %
Equities		DK0060336014	NOVONESIS (NOVOZYMES) B NSISB	DKK	346,263		120,120		476.800000	22,141,068.50	0.41 %
Equities		DK0060094928	ORSTED A/S ORSTED	DKK	247,840				450.100000	14,960,174.34	0.28 %
Equities		DK0061539921	VESTAS WIND SYSTEMS A/S VWS	DKK	579,145		388,330		150.400000	11,681,305.68	0.21 %
Equities		FR0000120404	ACCOR SA AC	EUR	459,310	44,300	408,690		40.780000	18,730,661.80	0.34 %
Equities		NL0013267909	AKZO NOBEL N.V. AKZA	EUR	240,882	28,220	183,690		64.400000	15,512,800.80	0.29 %
Equities		DE0008404005	ALLIANZ SE-REG ALV	EUR	53,190	53,190			296.500000	15,770,835.00	0.29 %
Equities		NL0010273215	ASML HOLDING NV ASML	EUR	40,520		20,030		757.300000	30,685,796.00	0.56 %
Equities		FR0000131104	BNP PARIBAS BNP	EUR	225,270	225,270			63.300000	14,259,591.00	0.26 %
Equities		FR0000125338	CAPGEMINI SE CAP	EUR	100,790		34,720		199.900000	20,147,921.00	0.37 %
Equities		FI0009007884	ELISA OYJ ELISA	EUR	277,620		56,050		47.920000	13,303,550.40	0.24 %
Equities		FR0000121667	ESSILORLUXOTTICA EL	EUR	110,631		102,270		213.400000	23,608,655.40	0.43 %
Equities		DE0006048432	HENKEL AG & CO KGAA VOR-PREF HEN3	EUR	83,540		298,490		83.220000	6,952,198.80	0.13 %
Equities		BE0003565737	KBC GROUP NV KBC	EUR	201,099		255,450		71.820000	14,442,930.18	0.27 %
Equities		NL0000009082	KONINKLIJKE KPN NV KPN	EUR	2,763,010		7,736,890		3.670000	10,140,246.70	0.19 %
Equities		FR0000120321	L'OREAL OR	EUR	50,830	50,830			405.950000	20,634,438.50	0.38 %
Equities		DE0006599905	MERCK KGAA MRK	EUR	129,790		73,360		160.550000	20,837,784.50	0.38 %
Equities		FR001400AJ45	MICHELIN (CGDE) ML	EUR	383,536		446,630		37.190000	14,263,703.84	0.26 %
Equities		DE0008430026	MUENCHENER RUECKVER AG-REG MUV2	EUR	73,387		23,330		495.000000	36,326,565.00	0.67 %
Equities		DE0007164600	SAP SE SAP	EUR	109,187		247,800		205.700000	22,459,765.90	0.41 %
Equities		FR0000121972	SCHNEIDER ELECTRIC SE SU	EUR	153,151		70,340		240.350000	36,809,842.85	0.68 %
Equities		BE0974320526	UMICORE UMI	EUR	826,590				11.940000	9,869,484.60	0.18 %
Equities		AT0000746409	VERBUND AG VER	EUR	139,040		15,700		74.850000	10,407,144.00	0.19 %
Equities		GB0009895292	ASTRAZENECA PLC AZN	GBP	99,190	99,190			116.540000	13,863,759.41	0.25 %
Equities		GB00B19NLV48	EXPERIAN PLC EXPN	GBP	728,720		243,340		39.300000	34,347,200.77	0.63 %
Equities		GB0004052071	HALMA PLC HLMA	GBP	646,080		541,370		26.550000	20,572,588.15	0.38 %

Type of security	OGAW/§ 166	ISIN	Security title	Currency	Volume Units/Nom.	Purchases In period under review Units/Nom.	Sales Units/Nom.	Pool-/ILB Factor	Price	Market value in EUR	Share of fund assets
Equities		GB00BMWC6P49	MONDI PLC MNDI	GBP	640,046	640,046			14.315000	10,988,556.60	0.20 %
Equities		GB00BDR05C01	NATIONAL GRID PLC NG/	GBP	2,777,839	723,077	424,360		10.350000	34,481,450.77	0.63 %
Equities		JP3551500006	DENSO CORP 6902	JPY	1,390,080		512,800		2,255.000000	19,626,479.40	0.36 %
Equities		JP3837800006	HOYA CORP 7741	JPY	132,200	132,200			20,840.000000	17,249,846.37	0.32 %
Equities		JP3270000007	KURITA WATER INDUSTRIES LTD 6370	JPY	354,300		205,000		6,312.000000	14,002,133.18	0.26 %
Equities		JP3902900004	MITSUBISHI UFJ FINANCIAL GRO 8306	JPY	1,981,620	2,240,200	258,580		1,451.000000	18,002,957.28	0.33 %
Equities		JP3197800000	OMRON CORP 6645	JPY	492,200				6,843.000000	21,088,428.18	0.39 %
Equities		JP3435000009	SONY GROUP CORP 6758	JPY	796,800	956,160	159,360		2,861.000000	14,273,262.23	0.26 %
Equities		JP3892100003	SUMITOMO MITSUI TRUST HOLDIN 8309	JPY	757,866	1,073,946	853,053		3,409.000000	16,176,161.97	0.30 %
Equities		JP3351100007	SYSMEX CORP 6869	JPY	1,497,393	1,497,393	526,031		2,913.000000	27,310,669.39	0.50 %
Equities		JP3932000007	YASKAWA ELECTRIC CORP 6506	JPY	380,700		336,900		5,164.000000	12,309,068.03	0.23 %
Equities		NO0010715139	SCATEC ASA SCATC	NOK	930,670		175,750		82.700000	6,565,139.16	0.12 %
Equities		NO0012470089	TOMRA SYSTEMS ASA TOM	NOK	1,092,981		356,770		156.200000	14,562,513.94	0.27 %
Equities		SE0009922164	ESSITY AKTIEBOLAG-B ESSITYB	SEK	464,720		615,660		312.300000	12,881,733.99	0.24 %
Equities		IE00B4BNMY34	ACCENTURE PLC-CL A ACN	USD	91,650		73,900		349.700000	28,669,831.83	0.53 %
Equities		US00724F1012	ADOBE INC ADBE	USD	32,300	32,300			515.480000	14,894,001.25	0.27 %
Equities		US0079031078	ADVANCED MICRO DEVICES AMD	USD	179,200		206,700		164.350000	26,345,397.62	0.48 %
Equities		US00846J1016	AGILENT TECHNOLOGIES INC A	USD	144,550		189,780		148.060000	19,144,890.42	0.35 %
Equities		US0091581068	AIR PRODUCTS & CHEMICALS INC APD	USD	69,282		87,440		300.360000	18,614,850.63	0.34 %
Equities		US02079K3059	ALPHABET INC-CL A GOOGL	USD	500,250	48,470			163.950000	73,366,121.75	1.35 %
Equities		US03662Q1058	ANSYS INC ANSS	USD	75,800		88,300		325.150000	22,047,025.67	0.41 %
Equities		US0378331005	APPLE INC AAPL	USD	548,800	548,800			227.790000	111,826,775.20	2.06 %
Equities		US0382221051	APPLIED MATERIALS INC AMAT	USD	126,220	126,220			204.920000	23,137,134.27	0.43 %
Equities		US0404131064	ARISTA NETWORKS INC ANET	USD	78,900		10,200		380.260000	26,838,280.70	0.49 %
Equities		US00206R1023	AT&T INC T	USD	1,024,588		902,650		21.900000	20,071,989.62	0.37 %
Equities		US0527691069	AUTODESK INC ADSK	USD	58,893		101,140		271.900000	14,324,185.26	0.26 %
Equities		US0530151036	AUTOMATIC DATA PROCESSING ADP	USD	53,140		77,210		272.880000	12,971,503.00	0.24 %
Equities		US0758871091	BECTON DICKINSON AND CO BDX	USD	83,893		45,420		241.510000	18,124,159.97	0.33 %
Equities		US1091941005	BRIGHT HORIZONS FAMILY SOLUT BFAM	USD	96,020		189,680		138.680000	11,911,667.95	0.22 %
Equities		US11135F1012	BROADCOM INC AVGO	USD	171,880	181,880	10,000		172.690000	26,551,531.62	0.49 %
Equities		US1344291091	CAMPBELL SOUP CO CPB	USD	468,754				49.360000	20,697,466.18	0.38 %
Equities		US1488061029	CATALENT INC CTLT	USD	511,000		83,300		60.330000	27,577,269.88	0.51 %
Equities		US17275R1023	CISCO SYSTEMS INC CSCO	USD	466,306		286,040		53.020000	22,116,060.58	0.41 %
Equities		US2358511028	DANAHER CORP DHR	USD	79,080	91,000	11,920		275.440000	19,484,564.99	0.36 %
Equities		US24703L2025	DELL TECHNOLOGIES -C DELL	USD	69,950	69,950			120.220000	7,522,487.70	0.14 %
Equities		US2681501092	DYNATRACE INC DT	USD	166,600	166,600			52.990000	7,897,069.51	0.15 %
Equities		US2788651006	ECOLAB INC ECL	USD	161,051		76,400		254.590000	36,677,676.08	0.67 %
Equities		US28176E1082	EDWARDS LIFESCIENCES CORP EW	USD	109,340	109,340			66.580000	6,512,082.65	0.12 %
Equities		US5324571083	ELI LILLY & CO LLY	USD	45,700	45,700			877.790000	35,884,249.93	0.66 %
Equities		US29355A1079	ENPHASE ENERGY INC ENPH	USD	99,400		15,400		115.000000	10,225,422.67	0.19 %
Equities		US29444U7000	EQUINIX INC EQIX	USD	30,900	30,900			882.690000	24,398,533.86	0.45 %
Equities		US29670G1022	ESSENTIAL UTILITIES INC WTRG	USD	256,600		450,300		38.400000	8,814,240.99	0.16 %
Equities		US4052171000	HAIN CELESTIAL GROUP INC HAIN	USD	873,024		221,570		8.570000	6,692,741.46	0.12 %
Equities		US4370761029	HOME DEPOT INC HD	USD	47,300	47,300			399.530000	16,904,704.36	0.31 %
Equities		US45168D1046	IDEXX LABORATORIES INC IDXX	USD	43,910	800	38,030		511.780000	20,102,209.32	0.37 %
Equities		US4581401001	INTEL CORP INTC	USD	238,355		341,700		23.910000	5,098,012.39	0.09 %
Equities		US4595061015	INTL FLAVORS & FRAGRANCES IFF	USD	117,538		217,440		105.120000	11,052,504.30	0.20 %

Type of security	OGAW/§ 166	ISIN	Security title	Currency	Volume Units/Nom.	Purchases In period under review Units/Nom.	Sales Units/Nom.	Pool-/ILB Factor	Price	Market value in EUR	Share of fund assets
Equities		IE00BY7QL619	JOHNSON CONTROLS INTERNATION JCI	USD	434,421		314,700		77.210000	30,004,155.48	0.55 %
Equities		US49338L1035	KEYSIGHT TECHNOLOGIES IN KEYS	USD	115,040	8,320	111,900		158.700000	16,331,378.48	0.30 %
Equities		US4824801009	KLA CORP KLAC	USD	18,200	22,600	4,400		782.400000	12,737,883.53	0.23 %
Equities		IE00059YS762	LINDE PLC LIN	USD	67,030	26,860			479.510000	28,751,726.72	0.53 %
Equities		US5717481023	MARSH & MCLENNAN COS MMC	USD	141,318		62,090		223.940000	28,309,108.97	0.52 %
Equities		US57636Q1040	MASTERCARD INC - A MA	USD	65,450	65,450			493.640000	28,901,277.40	0.53 %
Equities		US58933Y1055	MERCK & CO. INC. MRK	USD	418,000	61,800			113.690000	42,510,439.22	0.78 %
Equities		US5926881054	METTLER-TOLEDO INTERNATIONAL MTD	USD	18,285		14,710		1,478.920000	24,190,045.80	0.44 %
Equities		US5949181045	MICROSOFT CORP MSFT	USD	315,852	124,100	7,700		428.020000	120,932,975.26	2.22 %
Equities		US6200763075	MOTOROLA SOLUTIONS INC MSI	USD	101,690		82,990		446.360000	40,603,227.84	0.75 %
Equities		US55354G1004	MSCI INC MSCI	USD	69,924		4,200		576.150000	36,037,850.08	0.66 %
Equities		US6541061031	NIKE INC -CL B NKE	USD	192,320	192,320			89.440000	15,386,976.29	0.28 %
Equities		US6658591044	NORTHERN TRUST CORP NTRS	USD	184,449		130,100		90.070000	14,861,187.43	0.27 %
Equities		US67066G1040	NVIDIA CORP NVDA	USD	1,000,000	1,100,000	100,000		121.400000	108,596,475.53	2.00 %
Equities		US6907421019	OWENS CORNING OC	USD	130,880		140,700		174.300000	20,406,462.12	0.38 %
Equities		US6974351057	PALO ALTO NETWORKS INC PANW	USD	64,900	78,300	13,400		335.750000	19,492,061.01	0.36 %
Equities		US7427181091	PROCTER & GAMBLE CO/THE PG	USD	256,962	60,500	29,200		173.550000	39,892,436.80	0.73 %
Equities		US74624M1027	PURE STORAGE INC - CLASS A PSTG	USD	348,710	348,710			49.440000	15,421,971.91	0.28 %
Equities		US78409V1044	S&P GLOBAL INC SPGI	USD	61,700		46,720		512.720000	28,298,438.14	0.52 %
Equities		US79466L3024	SALESFORCE INC CRM	USD	90,779		194,060		276.640000	22,464,534.00	0.41 %
Equities		US81762P1021	SERVICENOW INC NOW	USD	19,060	19,060			881.790000	15,034,365.69	0.28 %
Equities		CA82509L1076	SHOPIFY INC - CLASS A SHOP	USD	183,600	183,600			79.210000	13,009,174.34	0.24 %
Equities		US8636671013	STRYKER CORP SYK	USD	21,560	21,560			360.270000	6,948,225.42	0.13 %
Equities		US8835561023	THERMO FISHER SCIENTIFIC INC TMO	USD	42,680	48,400	5,720		614.420000	23,457,774.04	0.43 %
Equities		US9078181081	UNION PACIFIC CORP UNP	USD	126,627				244.220000	27,663,338.35	0.51 %
Equities		US92345Y1064	VERISK ANALYTICS INC VRSK	USD	125,370		68,400		264.250000	29,635,050.09	0.54 %
Equities		US92532F1003	VERTEX PHARMACEUTICALS INC VRTX	USD	28,800	28,800			462.880000	11,924,987.92	0.22 %
Equities		US92537N1081	VERTIV HOLDINGS CO-A VRT	USD	201,120	201,120			98.410000	17,704,820.82	0.33 %
Equities		US92826C8394	VISA INC-CLASS A SHARES V	USD	142,517		48,040		275.170000	35,080,421.23	0.65 %
Equities		US2546871060	WALT DISNEY CO/THE DIS	USD	278,820	278,820			96.010000	23,946,245.82	0.44 %
Equities		US94106L1098	WASTE MANAGEMENT INC WM	USD	69,300	69,300			205.510000	12,739,818.41	0.23 %
Equities		US9621661043	WEYERHAEUSER CO WY	USD	529,278		348,380		33.750000	15,979,186.42	0.29 %
Equities		US98138H1014	WORKDAY INC-CLASS A WDAY	USD	128,920		42,140		243.620000	28,095,080.42	0.52 %
Equities		US98419M1009	XYLEM INC XYL	USD	163,389		266,340		134.510000	19,659,588.86	0.36 %
Equities		US98978V1035	ZOETIS INC ZTS	USD	116,540	116,540			194.810000	20,308,755.17	0.37 %
Fixed bonds		XS2364001078	A2A SPA AEMSPA 0 5/8 07/15/31	EUR	7,600,000		5,000,000		83.206900	6,323,724.40	0.12 %
Fixed bonds		XS2286044370	ABB FINANCE BV ABBNVX 0 01/19/30	EUR	2,400,000	2,400,000			86.034900	2,064,837.60	0.04 %
Fixed bonds		XS2747181969	ABB FINANCE BV ABBNVX 3 1/8 01/15/29	EUR	3,220,000	3,220,000			101.111140	3,255,778.71	0.06 %
Fixed bonds		XS2747182181	ABB FINANCE BV ABBNVX 3 3/8 01/15/34	EUR	4,000,000	5,800,000	1,800,000		101.775580	4,071,023.20	0.07 %
Fixed bonds		XS2889321589	ABN AMRO BANK NV ABNAV 2 5/8 08/30/27	EUR	5,000,000	5,000,000			100.628000	5,031,400.00	0.09 %
Fixed bonds		XS2536941656	ABN AMRO BANK NV ABNAV 4 1/4 02/21/30	EUR	6,400,000				104.999540	6,719,970.56	0.12 %
Fixed bonds		XS2113700921	ACEA SPA ACEIM 0 1/2 04/06/29	EUR	400,000				89.595350	358,381.40	0.01 %
Fixed bonds		XS1767087866	ACEA SPA ACEIM 1 1/2 06/08/27	EUR	1,000,000				96.725510	967,255.10	0.02 %
Fixed bonds		XS2001278899	ACEA SPA ACEIM 1 3/4 05/23/28	EUR	600,000				96.346010	578,076.06	0.01 %
Fixed bonds		FR0013522141	AEROPORTS DE PARIS SA ADPPP 1 1/2 07/02/32	EUR	3,500,000				88.717440	3,105,110.40	0.06 %
Fixed bonds		FR0013505633	AEROPORTS DE PARIS SA ADPPP 2 3/4 04/02/30	EUR	800,000				98.263320	786,106.56	0.01 %
Fixed bonds		FR0014005F23	AGENCE FRANCAISE DEVELOP AGFRNC 1 1/2 10/31/34	EUR	15,500,000	15,500,000			86.187000	13,358,985.00	0.25 %

Type of security	OGAW/§ 166	ISIN	Security title	Currency	Volume Units/Nom.	Purchases In period under review Units/Nom.	Sales Units/Nom.	Pool-/ILB Factor	Price	Market value in EUR	Share of fund assets
Fixed bonds		XS2578472339	AIB GROUP PLC AIB 4 5/8 07/23/29	EUR	1,300,000				104.853590	1,363,096.67	0.03 %
Fixed bonds		XS2901993019	AKZO NOBEL NV AKZANA 3 3/4 09/16/34	EUR	800,000	800,000			100.997000	807,976.00	0.01 %
Fixed bonds		XS2625136531	AKZO NOBEL NV AKZANA 4 05/24/33	EUR	11,100,000				103.671340	11,507,518.74	0.21 %
Fixed bonds		XS2764880402	ALIMENTATION COUCHE-TARD ATDBCN 3.647 05/12/31	EUR	2,000,000	2,000,000			100.318630	2,006,372.60	0.04 %
Fixed bonds		XS2764880667	ALIMENTATION COUCHE-TARD ATDBCN 4.011 02/12/36	EUR	900,000	900,000			99.894210	899,047.89	0.02 %
Fixed bonds		XS1400167133	ALLIANDER NV ALLRNV 0 7/8 04/22/26	EUR	1,600,000				97.159000	1,554,544.00	0.03 %
Fixed bonds		XS1757377400	ALLIANDER NV ALLRNV 1 5/8 PERP	Y EUR	380,000				98.112000	372,825.60	0.01 %
Fixed bonds		XS2531420730	ALLIANDER NV ALLRNV 2 5/8 09/09/27	EUR	1,200,000				99.946710	1,199,360.52	0.02 %
Fixed bonds		XS2635647154	ALLIANDER NV ALLRNV 3 1/4 06/13/28	EUR	1,000,000				101.718510	1,017,185.10	0.02 %
Fixed bonds		DE000A289FK7	ALLIANZ SE ALVGR 2 5/8 PERP	Y EUR	4,400,000	3,400,000			81.949000	3,605,756.00	0.07 %
Fixed bonds		XS2641794081	ALPERIA SPA ALPERI 5.701 07/05/28	EUR	7,400,000		1,600,000		105.848520	7,832,790.48	0.14 %
Fixed bonds		FR0014001EW8	ALSTOM SA ALOFP 0 01/11/29	EUR	3,800,000				87.914260	3,340,741.88	0.06 %
Fixed bonds		XS2657613720	AMERICAN HONDA FINANCE HNDA 3 3/4 10/25/27	EUR	2,550,000				102.369580	2,610,424.29	0.05 %
Fixed bonds		XS2452434645	AMERICAN MEDICAL SYST EU BSX 1 5/8 03/08/31	EUR	3,200,000				91.404560	2,924,945.92	0.05 %
Fixed bonds		XS2452435295	AMERICAN MEDICAL SYST EU BSX 1 7/8 03/08/34	EUR	800,000				88.439080	707,512.64	0.01 %
Fixed bonds		XS2830466301	AMERICAN TOWER CORP AMT 4.1 05/16/34	EUR	1,400,000	1,400,000			103.251680	1,445,523.52	0.03 %
Fixed bonds		BE6350703169	ANHEUSER-BUSCH INBEV SA/ ABIBB 3 3/4 03/22/37	EUR	4,000,000	4,000,000			102.169930	4,086,797.20	0.08 %
Fixed bonds		BE6350702153	ANHEUSER-BUSCH INBEV SA/ ABIBB 3.45 09/22/31	EUR	1,500,000	1,500,000			102.826840	1,542,402.60	0.03 %
Fixed bonds		BE6350704175	ANHEUSER-BUSCH INBEV SA/ ABIBB 3.95 03/22/44	EUR	4,000,000	4,000,000			101.984150	4,079,366.00	0.08 %
Fixed bonds		XS2315784715	APA INFRASTRUCTURE LTD APAAU 0 3/4 03/15/29	EUR	8,500,000				89.650270	7,620,272.95	0.14 %
Fixed bonds		FR00140061V0	APRR SA ARFP 0 06/19/28	EUR	5,700,000				90.090660	5,135,167.62	0.09 %
Fixed bonds		XS2346972263	ARCELIK AS ACKAF 3 05/27/26	EUR	300,000		700,000		97.565000	292,695.00	0.01 %
Fixed bonds		FR001400M2R9	ARKEMA AKEFP 4 1/4 05/20/30	EUR	2,800,000	2,800,000			105.616320	2,957,256.96	0.05 %
Fixed bonds		XS2328981431	ASAHI GROUP HOLDINGS LTD ASABRE 0.336 04/19/27	EUR	4,000,000				93.858730	3,754,349.20	0.07 %
Fixed bonds		XS2678226114	ASSA ABLOY AB ASSABS 3 7/8 09/13/30	EUR	1,300,000				104.505130	1,358,566.69	0.02 %
Fixed bonds		XS2678191904	ASSA ABLOY AB ASSABS 4 1/8 09/13/35	EUR	1,250,000				106.609840	1,332,623.00	0.02 %
Fixed bonds		XS2872909770	ASTRAZENECA FINANCE LLC AZN 3.278 08/05/33	EUR	2,500,000	2,500,000			101.540200	2,538,505.00	0.05 %
Fixed bonds		XS1411404426	ASTRAZENECA PLC AZN 1 1/4 05/12/28	EUR	3,000,000	2,000,000			95.534110	2,866,023.30	0.05 %
Fixed bonds		XS2180007549	AT&T INC T 1.6 05/19/28	EUR	2,250,000				95.446430	2,147,544.68	0.04 %
Fixed bonds		XS1196380031	AT&T INC T 2.45 03/15/35	EUR	2,700,000				90.453910	2,442,255.57	0.04 %
Fixed bonds		XS1629866432	AT&T INC T 3.15 09/04/36	EUR	2,840,000				94.689000	2,689,167.60	0.05 %
Fixed bonds		XS2590758822	AT&T INC T 4.3 11/18/34	EUR	1,400,000				106.623470	1,492,728.58	0.03 %
Fixed bonds		XS1496758092	AUST & NZ BANKING GROUP ANZ 0 3/4 09/29/26	EUR	50,000				96.052580	48,026.29	0.00 %
Fixed bonds		XS2294372169	AUST & NZ BANKING GROUP ANZ 0.669 05/05/31	EUR	2,400,000				95.644110	2,295,458.64	0.04 %
Fixed bonds		FR0014008E08	AXA BANK EUROPE SCF CRLNCB 0 5/8 02/16/28	EUR	11,500,000				93.724210	10,778,284.15	0.20 %
Fixed bonds		FR0013478047	AXA BANK EUROPE SCF CRLNCB 0.01 01/22/27	EUR	600,000				94.441880	566,651.28	0.01 %
Fixed bonds		FR0013432069	AXA HOME LOAN SFH AXASFH 0.05 07/05/27	EUR	16,200,000				93.325380	15,118,711.56	0.28 %
Fixed bonds		XS2314312179	AXA SA AXASA 1 3/8 10/07/41	EUR	1,100,000		1,300,000		85.597660	941,574.26	0.02 %
Fixed bonds		XS2610457967	AXA SA AXASA 5 1/2 07/11/43	EUR	1,600,000				109.005470	1,744,087.52	0.03 %
Fixed bonds		XS2790910272	BANCO BILBAO VIZCAYA ARG BBVASM 3 1/2 03/26/31	EUR	3,800,000	3,800,000			102.367100	3,889,949.80	0.07 %
Fixed bonds		XS2620201421	BANCO BILBAO VIZCAYA ARG BBVASM 4 1/8 05/10/26	EUR	4,500,000		4,000,000		100.458000	4,520,610.00	0.08 %
Fixed bonds		XS2762369549	BANCO BILBAO VIZCAYA ARG BBVASM 4 7/8 02/08/36	EUR	1,800,000	1,800,000			103.793240	1,868,278.32	0.03 %
Fixed bonds		XS2588884481	BANCO DE SABADELL SA SABSM 6 08/16/33	EUR	5,000,000				106.793000	5,339,650.00	0.10 %
Fixed bonds		XS2908735686	BANCO SANTANDER SA SANTAN 3 1/2 10/02/32	EUR	3,100,000	3,100,000			99.647000	3,089,057.00	0.06 %
Fixed bonds		XS2908735504	BANCO SANTANDER SA SANTAN 3 1/4 04/02/29	EUR	3,000,000	3,000,000			100.147000	3,004,410.00	0.06 %
Fixed bonds		XS2388378981	BANCO SANTANDER SA SANTAN 3 5/8 PERP	Y EUR	13,200,000				86.014000	11,353,848.00	0.21 %
Fixed bonds		XS2575952697	BANCO SANTANDER SA SANTAN 3 7/8 01/16/28	EUR	200,000				103.221300	206,442.60	0.00 %

Type of security	OGAW/§ 166	ISIN	Security title	Currency	Volume Units/Nom.	Purchases In period under review Units/Nom.	Sales	Pool-/ ILB Factor	Price	Market value in EUR	Share of fund assets
Fixed bonds		XS2705604234	BANCO SANTANDER SA SANTAN 4 7/8 10/18/31	EUR	5,600,000	7,200,000	1,600,000		108.242260	6,061,566.56	0.11 %
Fixed bonds		XS1829259008	BANK GOSPODARSTWA KRAJOW BGOSK 1 3/8 06/01/25	EUR	800,000				98.666000	789,328.00	0.01 %
Fixed bonds		XS2351089508	BANK OF MONTREAL BMO 0.05 06/08/29	EUR	16,000,000				88.741670	14,198,667.20	0.26 %
Fixed bonds		XS2856789511	BANK OF MONTREAL BMO 3 3/4 07/10/30	EUR	8,000,000	8,000,000			101.676480	8,134,118.40	0.15 %
Fixed bonds		FR0014002S57	BANQUE FED CRED MUTUEL BFCM 0.01 05/11/26	EUR	5,000,000				95.544810	4,777,240.50	0.09 %
Fixed bonds		FR001400FBN9	BANQUE FED CRED MUTUEL BFCM 3 7/8 01/26/28	EUR	6,800,000	800,000			102.276090	6,954,774.12	0.13 %
Fixed bonds		FR001400LWN3	BANQUE FED CRED MUTUEL BFCM 4 3/4 11/10/31	EUR	2,000,000	4,000,000	2,000,000		107.360710	2,147,214.20	0.04 %
Fixed bonds		XS2373642102	BARCLAYS PLC BACR 0.577 08/09/29	EUR	5,000,000		6,000,000		90.715800	4,535,790.00	0.08 %
Fixed bonds		XS2523326853	BAWAG P.S.K. BAWAG 2 08/25/32	EUR	12,000,000				94.022670	11,282,720.40	0.21 %
Fixed bonds		DE000A161RE6	BAYERISCHE LANDESBODEN BYLABO 0 3/4 06/27/28	EUR	1,600,000				94.317000	1,509,072.00	0.03 %
Fixed bonds		DE000A0Z1UQ7	BAYERISCHE LANDESBODEN BYLABO 0 5/8 11/22/27	EUR	2,075,000				94.864000	1,968,428.00	0.04 %
Fixed bonds		XS2375844144	BECTON DICKINSON EURO BDX 0.334 08/13/28	EUR	2,000,000				90.575850	1,811,517.00	0.03 %
Fixed bonds		XS2002532724	BECTON DICKINSON EURO BDX 1.208 06/04/26	EUR	1,800,000				97.436160	1,753,850.88	0.03 %
Fixed bonds		XS2375844656	BECTON DICKINSON EURO BDX 1.336 08/13/41	EUR	3,000,000				69.405960	2,082,178.80	0.04 %
Fixed bonds		BE0000347568	BELGIUM KINGDOM BGB 0.9 06/22/29	EUR	10,000,000		5,000,000		93.762015	9,376,201.50	0.17 %
Fixed bonds		DE000BHYOHZ2	BERLIN HYP AG BHH 0.01 08/24/26	EUR	6,000,000				95.456000	5,727,360.00	0.11 %
Fixed bonds		XS2560753936	BERTELSMANN SE & CO KGAA BERTEL 3 1/2 05/29/29	EUR	2,700,000				101.815510	2,749,018.77	0.05 %
Fixed bonds		XS2625968693	BMW FINANCE NV BMW 3 1/4 11/22/26	EUR	2,700,000				100.953750	2,725,751.25	0.05 %
Fixed bonds		XS2887901325	BMW INTL INVESTMENT BV BMW 3 08/27/27	EUR	3,600,000	3,600,000			100.491300	3,617,686.80	0.07 %
Fixed bonds		DE000A3LT423	BMW US CAPITAL LLC BMW 3 3/8 02/02/34	EUR	3,450,000	3,450,000			99.575670	3,435,360.62	0.06 %
Fixed bonds		FR0014006N17	BNP PARIBAS BNP 0 1/2 05/30/28	EUR	2,300,000				93.398420	2,148,163.66	0.04 %
Fixed bonds		FR0014007LK5	BNP PARIBAS BNP 0 7/8 07/11/30	EUR	4,000,000				88.867960	3,554,718.40	0.07 %
Fixed bonds		FR0014009HA0	BNP PARIBAS BNP 2 1/2 03/31/32	EUR	1,000,000				96.836830	968,368.30	0.02 %
Fixed bonds		FR001400AKP6	BNP PARIBAS BNP 2 3/4 07/25/28	EUR	7,900,000				98.853590	7,809,433.61	0.14 %
Fixed bonds		FR001400KY44	BNP PARIBAS BNP 4 1/8 09/26/32	EUR	6,100,000				105.725810	6,449,274.41	0.12 %
Fixed bonds		FR001400LZ16	BNP PARIBAS BNP 4 3/4 11/13/32	EUR	2,000,000	3,000,000	1,000,000		107.184990	2,143,699.80	0.04 %
Fixed bonds		ES0000012A89	BONOS Y OBLIG DEL ESTADO SPGB 1.45 10/31/27	EUR	800,000				97.519190	780,153.52	0.01 %
Fixed bonds		XS2777442281	BOOKING HOLDINGS INC BKNG 4 03/01/44	EUR	4,000,000	4,000,000			101.298210	4,051,928.40	0.07 %
Fixed bonds		FR001400DNG3	BOUYGUES SA ENFP 4 5/8 06/07/32	EUR	6,300,000				108.172300	6,814,854.90	0.13 %
Fixed bonds		FR001400DNF5	BOUYGUES SA ENFP 5 3/8 06/30/42	EUR	4,500,000		2,200,000		116.952680	5,262,870.60	0.10 %
Fixed bonds		FR0014007LL3	BPCE SA BPCEGP 0 1/2 01/14/28	EUR	1,500,000				94.024250	1,410,363.75	0.03 %
Fixed bonds		FR0013455540	BPCE SA BPCEGP 0 1/2 02/24/27	EUR	400,000				94.207190	376,828.76	0.01 %
Fixed bonds		FR0014001G29	BPCE SA BPCEGP 0.01 01/14/27	EUR	3,000,000				93.892120	2,816,763.60	0.05 %
Fixed bonds		FR0014005V34	BPCE SA BPCEGP 1 1/2 01/13/42	EUR	4,800,000				94.582000	4,539,936.00	0.08 %
Fixed bonds		FR001400FB06	BPCE SA BPCEGP 3 1/2 01/25/28	EUR	4,200,000				101.820230	4,276,449.66	0.08 %
Fixed bonds		FR0013403862	BPCE SFH - SOCIETE DE FI BPCECB 0 5/8 09/22/27	EUR	5,000,000				94.670970	4,733,548.50	0.09 %
Fixed bonds		FR0014005E35	BPCE SFH - SOCIETE DE FI BPCECB 0.01 10/16/28	EUR	6,600,000				90.247450	5,956,331.70	0.11 %
Fixed bonds		FR0013533403	BPCE SFH - SOCIETE DE FI BPCECB 0.01 11/10/27	EUR	10,500,000				92.582620	9,721,175.10	0.18 %
Fixed bonds		XS2394063437	BRENTAG FINANCE BV BNRGR 0 1/2 10/06/29	EUR	1,400,000		800,000		87.818940	1,229,465.16	0.02 %
Fixed bonds		XS2496028502	BRITISH TELECOMMUNICATIO BRITEL 2 3/4 08/30/27	EUR	2,180,000		3,700,000		99.685540	2,173,144.77	0.04 %
Fixed bonds		XS2496028924	BRITISH TELECOMMUNICATIO BRITEL 3 3/8 08/30/32	EUR	2,350,000				100.657320	2,365,447.02	0.04 %
Fixed bonds		DE0001102531	BUNDESREPUB. DEUTSCHLAND DBR 0 02/15/31	EUR	5,000,000	15,000,000	43,000,000		88.547600	4,427,380.00	0.08 %
Fixed bonds		DE0001102580	BUNDESREPUB. DEUTSCHLAND DBR 0 02/15/32	EUR	3,000,000	41,000,000	72,500,000		86.572390	2,597,171.70	0.05 %
Fixed bonds		DE0001102606	BUNDESREPUB. DEUTSCHLAND DBR 1.7 08/15/32	EUR	10,000,000	73,000,000	119,000,000		97.883000	9,788,300.00	0.18 %
Fixed bonds		DE0001135275	BUNDESREPUB. DEUTSCHLAND DBR 4 01/04/37	EUR	29,800,000	57,500,000	27,700,000		118.013060	35,167,891.88	0.65 %
Fixed bonds		FR0013460607	BUREAU VERITAS SA BVIFP 1 1/8 01/18/27	EUR	500,000				96.523210	482,616.05	0.01 %
Fixed bonds		XS2099128055	CA IMMOBILIEN ANLAGEN AG CAIAV 0 7/8 02/05/27	EUR	3,600,000	800,000			94.434780	3,399,652.08	0.06 %

Type of security	OGAW/§ 166	ISIN	Security title	Currency	Volume Units/Nom.	Purchases In period under review Units/Nom.	Sales Units/Nom.	Pool-/ILB Factor	Price	Market value in EUR	Share of fund assets
Fixed bonds		FR00140002P5	CAISSE D'AMORT DETTE SOC CADES 0 02/25/28	EUR	8,000,000				91.941000	7,355,280.00	0.14 %
Fixed bonds		FR0014005FC8	CAISSE D'AMORT DETTE SOC CADES 0 1/8 09/15/31	EUR	24,000,000	4,000,000			83.667000	20,080,080.00	0.37 %
Fixed bonds		FR0014004016	CAISSE D'AMORT DETTE SOC CADES 0 11/25/26	EUR	4,600,000		5,000,000		94.917000	4,366,182.00	0.08 %
Fixed bonds		FR0014008E81	CAISSE D'AMORT DETTE SOC CADES 0.6 11/25/29	EUR	20,000,000				90.296000	18,059,200.00	0.33 %
Fixed bonds		FR001400CHC6	CAISSE D'AMORT DETTE SOC CADES 1 3/4 11/25/27	EUR	19,500,000	5,000,000			97.793000	19,069,635.00	0.35 %
Fixed bonds		FR001400N7G0	CAISSE D'AMORT DETTE SOC CADES 2 3/4 02/25/29	EUR	4,300,000	4,300,000			100.636000	4,327,348.00	0.08 %
Fixed bonds		FR001400DZ13	CAISSE D'AMORT DETTE SOC CADES 2 7/8 05/25/27	EUR	10,000,000				101.073000	10,107,300.00	0.19 %
Fixed bonds		FR001400IVT8	CAISSE D'AMORT DETTE SOC CADES 3 11/25/31	EUR	4,000,000	4,000,000			101.614000	4,064,560.00	0.07 %
Fixed bonds		FR00140006K7	CAISSE FRANCAISE DE FIN CAFFIL 0.01 10/19/35	EUR	8,000,000				72.540650	5,803,252.00	0.11 %
Fixed bonds		XS2258971071	CAIXABANK SA CABKSM 0 3/8 11/18/26	EUR	2,900,000				96.835660	2,808,234.14	0.05 %
Fixed bonds		XS2764459363	CAIXABANK SA CABKSM 4 1/8 02/09/32	EUR	1,900,000	1,900,000			103.381540	1,964,249.26	0.04 %
Fixed bonds		XS2393661397	CANADIAN IMPERIAL BANK CM 0.01 10/07/26	EUR	1,470,000		8,000,000		95.103610	1,398,023.07	0.03 %
Fixed bonds		XS2016228087	CARLSBERG BREWERIES A/S CARLB 0 7/8 07/01/29	EUR	1,000,000				90.682000	906,820.00	0.02 %
Fixed bonds		XS2696046460	CARLSBERG BREWERIES A/S CARLB 4 10/05/28	EUR	1,500,000				103.682480	1,555,237.20	0.03 %
Fixed bonds		XS2751689048	CARRIER GLOBAL CORP CARR 4 1/2 11/29/32	EUR	1,300,000	1,300,000			107.668090	1,399,685.17	0.03 %
Fixed bonds		XS2751688826	CARRIER GLOBAL CORP CARR 4 1/8 05/29/28	EUR	2,200,000	2,200,000			103.536300	2,277,798.60	0.04 %
Fixed bonds		XS2889374356	CATERPILLAR FINL SERVICE CAT 3.023 09/03/27	EUR	2,600,000	2,600,000			100.854000	2,622,204.00	0.05 %
Fixed bonds		XS2300292617	CELLNEX FINANCE CO SA CLNXSM 0 3/4 11/15/26	EUR	1,100,000				95.547870	1,051,026.57	0.02 %
Fixed bonds		AT0000A2STV4	CESKA SPORITELNA AS CESSPO 0 1/2 09/13/28	EUR	4,000,000				89.938960	3,597,558.40	0.07 %
Fixed bonds		XS2746647036	CESKA SPORITELNA AS CESSPO 4.824 01/15/30	EUR	600,000	600,000			103.011950	618,071.70	0.01 %
Fixed bonds		XS2555412001	CESKA SPORITELNA AS CESSPO 6.693 11/14/25	EUR	1,000,000				100.250000	1,002,500.00	0.02 %
Fixed bonds		XS2576245281	CIE DE SAINT-GOBAIN SA SGOPP 3 1/2 01/18/29	EUR	1,200,000		2,400,000		101.810680	1,221,728.16	0.02 %
Fixed bonds		XS2723549528	CIE DE SAINT-GOBAIN SA SGOPP 3 3/4 11/29/26	EUR	3,400,000	3,400,000			101.707880	3,458,067.92	0.06 %
Fixed bonds		XS2723549361	CIE DE SAINT-GOBAIN SA SGOPP 3 7/8 11/29/30	EUR	3,400,000	3,400,000			103.358100	3,514,175.40	0.06 %
Fixed bonds		FR0013309549	CIE FINANCEMENT FONCIER CFF 0 3/4 01/11/28	EUR	5,500,000				94.338610	5,188,623.55	0.10 %
Fixed bonds		FR0014004165	CIE FINANCEMENT FONCIER CFF 0.01 07/15/26	EUR	4,700,000		10,000,000		95.629400	4,494,581.80	0.08 %
Fixed bonds		FR0013201449	CIE FINANCEMENT FONCIER CFF 0.225 09/14/26	EUR	1,500,000				95.641870	1,434,628.05	0.03 %
Fixed bonds		FR001400PMU0	CIE FINANCEMENT FONCIER CFF 3 1/8 04/24/27	EUR	28,200,000	28,200,000			101.548170	28,636,583.94	0.53 %
Fixed bonds		XS2346973741	CIMIC FINANCE LTD CIMAU 1 1/2 05/28/29	EUR	3,700,000				88.970730	3,291,917.01	0.06 %
Fixed bonds		XS2481288525	COLOPLAST FINANCE BV COLOBD 2 3/4 05/19/30	EUR	2,500,000				98.222110	2,455,552.75	0.05 %
Fixed bonds		DE000CZ45W16	COMMERZBANK AG CMZB 0 1/2 03/15/27	EUR	12,500,000	3,300,000	18,500,000		95.491120	11,936,390.00	0.22 %
Fixed bonds		DE000CZ45VC5	COMMERZBANK AG CMZB 0 1/2 12/04/26	EUR	2,200,000				95.374160	2,098,231.52	0.04 %
Fixed bonds		DE000CZ45YX5	COMMERZBANK AG CMZB 2 5/8 09/03/29	EUR	12,500,000	12,500,000			100.459460	12,557,432.50	0.23 %
Fixed bonds		DE000CZ45YV9	COMMERZBANK AG CMZB 4 07/16/32	EUR	2,300,000	2,300,000			102.324350	2,353,460.05	0.04 %
Fixed bonds		ES00001010G6	COMMUNITY OF MADRID SPAI MADRID 0.16 07/30/28	EUR	10,000,000				91.431000	9,143,100.00	0.17 %
Fixed bonds		XS2910509566	CONTINENTAL AG CONGR 3 1/2 10/01/29	EUR	8,200,000	8,200,000			99.903000	8,192,046.00	0.15 %
Fixed bonds		XS2630117328	CONTINENTAL AG CONGR 4 06/01/28	EUR	2,950,000		2,000,000		102.589570	3,026,392.32	0.06 %
Fixed bonds		XS2416413339	COOPERATIEVE RABOBANK UA RABOBK 0 3/8 12/01/27	EUR	6,000,000				94.700000	5,682,000.00	0.10 %
Fixed bonds		XS2753315626	COOPERATIEVE RABOBANK UA RABOBK 3.822 07/26/34	EUR	1,800,000	1,800,000			103.215350	1,857,876.30	0.03 %
Fixed bonds		XS2456432413	COOPERATIEVE RABOBANK UA RABOBK 4 7/8 PERP	Y EUR	4,200,000				96.411000	4,049,262.00	0.07 %
Fixed bonds		XS2904791774	CPI PROPERTY GROUP SA CPIPGR 6 01/27/32	EUR	1,200,000	1,200,000			96.099000	1,153,188.00	0.02 %
Fixed bonds		FR001400RNW0	CRED MUTUEL HOME LOAN SF CMCICB 3 07/23/29	EUR	7,200,000	7,200,000			101.615670	7,316,328.24	0.13 %
Fixed bonds		FR0013312154	CREDIT AGRICOLE ASSRNCES ACAFP 2 5/8 01/29/48	EUR	700,000				96.201470	673,410.29	0.01 %
Fixed bonds		IT0005481046	CREDIT AGRICOLE ITALIA CARPP 0 3/8 01/20/32	EUR	4,100,000		4,000,000		83.662450	3,430,160.45	0.06 %
Fixed bonds		FR001400SVC3	CREDIT AGRICOLE SA ACAFP 3 1/2 09/26/34	EUR	2,200,000	2,200,000			99.359000	2,185,898.00	0.04 %
Fixed bonds		FR001400SVD1	CREDIT AGRICOLE SA ACAFP 3 1/8 01/26/29	EUR	4,500,000	4,500,000			100.019000	4,500,855.00	0.08 %
Fixed bonds		FR001400RMM3	CREDIT AGRICOLE SA ACAFP 3 3/4 01/23/31	EUR	2,600,000	2,600,000			101.675760	2,643,569.76	0.05 %

Type of security	OGAW/§ 166	ISIN	Security title	Currency	Volume Units/Nom.	Purchases In period under review Units/Nom.	Sales	Pool-/ILB Factor	Price	Market value in EUR	Share of fund assets
Fixed bonds		FR001400PGC0	CREDIT AGRICOLE SA ACAFP 4 3/8 04/15/36	EUR	4,400,000	4,400,000			101.675770	4,473,733.88	0.08 %
Fixed bonds		XS2168478068	CRH SMW FINANCE DAC CRHID 1 1/4 11/05/26	EUR	1,500,000				96.847170	1,452,707.55	0.03 %
Fixed bonds		XS2648076896	CRH SMW FINANCE DAC CRHID 4 07/11/27	EUR	1,400,000				102.751580	1,438,522.12	0.03 %
Fixed bonds		XS2648077191	CRH SMW FINANCE DAC CRHID 4 07/11/31	EUR	4,000,000				103.990420	4,159,616.80	0.08 %
Fixed bonds		XS2648077274	CRH SMW FINANCE DAC CRHID 4 1/4 07/11/35	EUR	2,100,000				105.129610	2,207,721.81	0.04 %
Fixed bonds		XS2471549654	CROATIA CROATI 2 7/8 04/22/32	EUR	4,710,000				99.880000	4,704,348.00	0.09 %
Fixed bonds		XS2900306171	DAIMLER TRUCK INTL DTRGR 3 1/8 03/23/28	EUR	3,000,000	3,000,000			100.409000	3,012,270.00	0.06 %
Fixed bonds		XS2900380812	DAIMLER TRUCK INTL DTRGR 3 3/8 09/23/30	EUR	2,200,000	2,200,000			99.978000	2,199,516.00	0.04 %
Fixed bonds		XS2332689418	DANFOSS FIN I BV DNFSDC 0 1/8 04/28/26	EUR	2,800,000				95.621550	2,677,403.40	0.05 %
Fixed bonds		XS2332689681	DANFOSS FIN I BV DNFSDC 0 3/8 10/28/28	EUR	2,370,000				89.458130	2,120,157.68	0.04 %
Fixed bonds		XS2308298962	DE VOLKSBANK NV DEVOBA 0 3/8 03/03/28	EUR	5,800,000				90.482850	5,248,005.30	0.10 %
Fixed bonds		XS2351382473	DERICHEBOURG DBGFP 2 1/4 07/15/28	EUR	2,200,000	1,000,000	1,300,000		94.379000	2,076,338.00	0.04 %
Fixed bonds		XS2010039035	DEUTSCHE BAHN FIN GMBH DBHNGR 0.95 PERP	Y EUR	700,000				98.111000	686,777.00	0.01 %
Fixed bonds		XS2451376219	DEUTSCHE BAHN FIN GMBH DBHNGR 1 3/8 03/03/34	EUR	7,700,000		2,000,000		87.343630	6,725,459.51	0.12 %
Fixed bonds		XS2755487076	DEUTSCHE BAHN FIN GMBH DBHNGR 3 3/8 01/29/38	EUR	3,200,000	3,200,000			100.814090	3,226,050.88	0.06 %
Fixed bonds		DE000A3MQQV5	DEUTSCHE BOERSE AG DBOERS 2 06/23/48	EUR	1,300,000				93.583330	1,216,583.29	0.02 %
Fixed bonds		DE000A351ZR8	DEUTSCHE BOERSE AG DBOERS 3 7/8 09/28/26	EUR	3,400,000				102.054230	3,469,843.82	0.06 %
Fixed bonds		DE000A351ZT4	DEUTSCHE BOERSE AG DBOERS 3 7/8 09/28/33	EUR	3,000,000				105.460220	3,163,806.60	0.06 %
Fixed bonds		XS2784415718	DHL GROUP AG DHLGR 3 1/2 03/25/36	EUR	7,200,000	7,200,000			100.463880	7,233,399.36	0.13 %
Fixed bonds		XS2588099478	DNB BANK ASA DNBNO 3 5/8 02/16/27	EUR	4,600,000				100.850760	4,639,134.96	0.09 %
Fixed bonds		XS2051777873	DS SMITH PLC SMDSLN 0 7/8 09/12/26	EUR	2,870,000				95.975620	2,754,500.29	0.05 %
Fixed bonds		XS2654098222	DS SMITH PLC SMDSLN 4 1/2 07/27/30	EUR	3,100,000				105.606350	3,273,796.85	0.06 %
Fixed bonds		XS2654097927	DS SMITH PLC SMDSLN 4 3/8 07/27/27	EUR	550,000		2,450,000		103.656170	570,108.94	0.01 %
Fixed bonds		XS2852136063	DSM BV DSFIR 3 5/8 07/02/34	EUR	5,100,000	5,100,000			102.524670	5,228,758.17	0.10 %
Fixed bonds		XS2125426796	DSV A/S DSVDC 0 3/8 02/26/27	EUR	2,080,000				94.246660	1,960,330.53	0.04 %
Fixed bonds		XS2850439642	DSV FINANCE BV DSVDC 3 1/2 06/26/29	EUR	1,400,000	1,400,000			101.462830	1,420,479.62	0.03 %
Fixed bonds		XS2802883731	DUFYR ONE BV DUFNSW 4 3/4 04/18/31	EUR	2,200,000	2,200,000			102.940000	2,264,680.00	0.04 %
Fixed bonds		DE000A3E5UY4	DZ HYP AG DZHYP 0.01 10/26/26	EUR	10,600,000				95.023280	10,072,467.68	0.19 %
Fixed bonds		XS2673547746	E.ON SE EOANGR 4 08/29/33	EUR	1,900,000	1,900,000			105.091470	1,996,737.93	0.04 %
Fixed bonds		XS2791960664	E.ON SE EOANGR 4 1/8 03/25/44	EUR	2,000,000	2,000,000			102.531390	2,050,627.80	0.04 %
Fixed bonds		EU000A1G0EK7	EFSF EFSF 0 10/13/27	EUR	8,000,000				93.289000	7,463,120.00	0.14 %
Fixed bonds		EU000A2SCAB4	EFSF EFSF 0 7/8 09/05/28	EUR	15,000,000		2,000,000		94.616000	14,192,400.00	0.26 %
Fixed bonds		EU000A2SCAC2	EFSF EFSF 2 3/8 06/21/32	EUR	14,600,000				98.672000	14,406,112.00	0.26 %
Fixed bonds		BE6349118800	ELIA TRANSMISSION BE ELIATB 3 3/4 01/16/36	EUR	1,100,000	1,100,000			101.788290	1,119,671.19	0.02 %
Fixed bonds		XS1953833750	ELISA OYJ ELIAV 1 1/8 02/26/26	EUR	700,000				97.580000	683,060.00	0.01 %
Fixed bonds		FR0013510179	ELO SACA ELOFR 2 7/8 01/29/26	EUR	2,000,000		1,000,000		96.013000	1,920,260.00	0.04 %
Fixed bonds		FR001400EHH1	ELO SACA ELOFR 4 7/8 12/08/28	EUR	1,600,000		800,000		88.578000	1,417,248.00	0.03 %
Fixed bonds		XS2331315635	ENEXIS HOLDING NV ENEXIS 0 3/8 04/14/33	EUR	4,100,000				80.477360	3,299,571.76	0.06 %
Fixed bonds		XS2773789065	EPIROC AB EPIBSS 3 5/8 02/28/31	EUR	1,600,000	1,600,000			101.649170	1,626,386.72	0.03 %
Fixed bonds		XS2463988795	EQT AB EQTSS 2 3/8 04/06/28	EUR	700,000		400,000		97.126440	679,885.08	0.01 %
Fixed bonds		XS2229434852	ERG SPA ERGIM 0 1/2 09/11/27	EUR	800,000	800,000			92.694600	741,556.80	0.01 %
Fixed bonds		AT0000A2LUXN9	ERSTE GROUP BANK AG ERSTBK 0 1/2 01/12/37	EUR	5,000,000				74.594180	3,729,709.00	0.07 %
Fixed bonds		AT0000A2UXM1	ERSTE GROUP BANK AG ERSTBK 0.01 07/12/28	EUR	10,000,000		5,000,000		90.759410	9,075,941.00	0.17 %
Fixed bonds		AT0000A3DGG2	ERSTE GROUP BANK AG ERSTBK 3 1/4 08/27/32	EUR	2,300,000	2,300,000			100.129200	2,302,971.60	0.04 %
Fixed bonds		AT0000A3BX02	ERSTE GROUP BANK AG ERSTBK 3 1/8 12/12/33	EUR	6,000,000	6,000,000			102.876680	6,172,600.80	0.11 %
Fixed bonds		AT0000A2YA29	ERSTE GROUP BANK AG ERSTBK 4 06/07/33	EUR	1,600,000				100.568050	1,609,088.80	0.03 %
Fixed bonds		AT0000A3CTX2	ERSTE GROUP BANK AG ERSTBK 7 PERP	Y EUR	2,200,000	2,200,000			102.299000	2,250,578.00	0.04 %

Type of security	OGAW/§ 166	ISIN	Security title	Currency	Volume Units/Nom.	Purchases In period under Units/Nom.	Sales under review Units/Nom.	Pool-/ILB Factor	Price	Market value in EUR	Share of fund assets
Fixed bonds		FR001400RYN6	ESSILORLUXOTTICA EFPF 2 7/8 03/05/29	EUR	3,000,000	3,000,000			100.527000	3,015,810.00	0.06 %
Fixed bonds		FR001400RX89	ESSILORLUXOTTICA EFPF 3 03/05/32	EUR	3,000,000	3,000,000			100.019000	3,000,570.00	0.06 %
Fixed bonds		XS1584122763	ESSITY AB ESSITY 1 5/8 03/30/27	EUR	3,800,000				96.898900	3,682,158.20	0.07 %
Fixed bonds		XS2527319979	EUROGRID GMBH EUROGR 3.279 09/05/31	EUR	2,500,000				99.575550	2,489,388.75	0.05 %
Fixed bonds		XS2283340060	EUROPEAN INVESTMENT BANK EIB 0 01/14/31	EUR	3,500,000				86.039000	3,011,365.00	0.06 %
Fixed bonds		EU000A3KSXE1	EUROPEAN UNION EU 0 07/04/31	EUR	31,000,000	31,000,000			84.698000	26,256,380.00	0.48 %
Fixed bonds		EU000A3KWCF4	EUROPEAN UNION EU 0 10/04/28	EUR	3,500,000				91.167000	3,190,845.00	0.06 %
Fixed bonds		EU000A3KM903	EUROPEAN UNION EU 0.2 06/04/36	EUR	6,200,000				74.585000	4,624,270.00	0.09 %
Fixed bonds		EU000A3K4C42	EUROPEAN UNION EU 0.4 02/04/37	EUR	7,000,000		6,000,000		74.721000	5,230,470.00	0.10 %
Fixed bonds		EU000A3L1D.J0	EUROPEAN UNION EU 2 1/2 12/04/31	EUR	6,000,000	6,000,000			99.587000	5,975,220.00	0.11 %
Fixed bonds		EU000A3K4EW6	EUROPEAN UNION EU 2 7/8 12/06/27	EUR	10,000,000	10,000,000			101.622000	10,162,200.00	0.19 %
Fixed bonds		EU000A3K4D41	EUROPEAN UNION EU 3 1/4 07/04/34	EUR	8,000,000	8,000,000			104.242000	8,339,360.00	0.15 %
Fixed bonds		EU000A3LNF05	EUROPEAN UNION EU 3 1/8 12/04/30	EUR	20,000,000	20,000,000			103.591000	20,718,200.00	0.38 %
Fixed bonds		XS2026171079	FERROVIE DELLO STATO FERROV 1 1/8 07/09/26	EUR	650,000				97.241000	632,066.50	0.01 %
Fixed bonds		XS2532681074	FERROVIE DELLO STATO FERROV 3 3/4 04/14/27	EUR	7,350,000				102.137000	7,507,069.50	0.14 %
Fixed bonds		DE000A2GSM83	GEMEINSAME BUNDESLAENDER LANDER 0 5/8 10/25/27	EUR	2,000,000				95.143000	1,902,860.00	0.03 %
Fixed bonds		DE000A3MP5P6	GEMEINSAME BUNDESLAENDER LANDER 0.01 10/08/27	EUR	23,000,000				93.493000	21,503,390.00	0.40 %
Fixed bonds		DE000A2BN5X6	GEMEINSAME BUNDESLAENDER LANDER 0.1 10/07/26	EUR	1,500,000				95.671000	1,435,065.00	0.03 %
Fixed bonds		DE000A3512S0	GEMEINSAME BUNDESLAENDER LANDER 2 5/8 02/07/31	EUR	8,000,000	8,000,000			101.185000	8,094,800.00	0.15 %
Fixed bonds		XS1681519184	GLAXOSMITHKLINE CAPITAL GSK 1 09/12/26	EUR	2,800,000				96.799020	2,710,372.56	0.05 %
Fixed bonds		XS2553817680	GSK CAPITAL BV GSK 3 11/28/27	EUR	1,300,000				100.795620	1,310,343.06	0.02 %
Fixed bonds		XS2462324745	HALEON NL CAPITAL BV HLNLN 1 1/4 03/29/26	EUR	1,500,000				97.576940	1,463,654.10	0.03 %
Fixed bonds		XS2462324828	HALEON NL CAPITAL BV HLNLN 1 3/4 03/29/30	EUR	1,600,000				93.575270	1,497,204.32	0.03 %
Fixed bonds		XS2462325122	HALEON NL CAPITAL BV HLNLN 2 1/8 03/29/34	EUR	1,700,000				89.652950	1,524,100.15	0.03 %
Fixed bonds		XS2648080229	HEATHROW FUNDING LTD HTHROW 4 1/2 07/11/33	EUR	710,000		1,500,000		106.744270	757,884.32	0.01 %
Fixed bonds		XS2577874782	HEIDELBERG MATERIALS AG HEIGR 3 3/4 05/31/32	EUR	2,800,000		3,600,000		101.632900	2,845,721.20	0.05 %
Fixed bonds		XS2719096831	HEINEKEN NV HEIANA 3 5/8 11/15/26	EUR	3,400,000	3,400,000			101.719280	3,458,455.52	0.06 %
Fixed bonds		DE000A2YN2V0	HOCHTIEF AG HOTGR 1 1/4 09/03/31	EUR	800,000		1,200,000		86.097000	688,776.00	0.01 %
Fixed bonds		DE000A383EL9	HOCHTIEF AKTIENGESELLSCH HOTGR 4 1/4 05/31/30	EUR	6,000,000	6,000,000			102.747580	6,164,854.80	0.11 %
Fixed bonds		XS2261215011	HOLCIM FINANCE LUX SA HOLNSW 0 1/2 04/23/31	EUR	4,750,000				83.552380	3,968,738.05	0.07 %
Fixed bonds		XS2384273715	HOLCIM FINANCE LUX SA HOLNSW 0 1/2 09/03/30	EUR	4,000,000				85.212680	3,408,507.20	0.06 %
Fixed bonds		XS2286442186	HOLCIM FINANCE LUX SA HOLNSW 0 5/8 01/19/33	EUR	2,900,000				79.917940	2,317,620.26	0.04 %
Fixed bonds		XS2386287762	HSBC BANK CANADA HSBC 0.01 09/14/26	EUR	4,200,000				95.385830	4,006,204.86	0.07 %
Fixed bonds		XS2388491289	HSBC HOLDINGS PLC HSBC 0.641 09/24/29	EUR	6,400,000				90.496630	5,791,784.32	0.11 %
Fixed bonds		XS2904540775	HSBC HOLDINGS PLC HSBC 3.445 09/25/30	EUR	3,100,000	3,100,000			100.546000	3,116,926.00	0.06 %
Fixed bonds		XS2904541070	HSBC HOLDINGS PLC HSBC 3.834 09/25/35	EUR	2,200,000	2,200,000			101.307000	2,228,754.00	0.04 %
Fixed bonds		XS2788605660	HSBC HOLDINGS PLC HSBC 4.599 03/22/35	EUR	1,000,000	1,000,000			103.187560	1,031,875.60	0.02 %
Fixed bonds		XS2621539910	HSBC HOLDINGS PLC HSBC 4.856 05/23/33	EUR	4,000,000				108.657420	4,346,296.80	0.08 %
Fixed bonds		AT0000A2STT8	HYPONOE LB NOE WIEN AG HYNNOE 0.01 09/08/28	EUR	3,000,000				90.217650	2,706,529.50	0.05 %
Fixed bonds		AT0000A2XG57	HYPONOE LB NOE WIEN AG HYNNOE 1 3/8 04/14/25	EUR	2,800,000		6,200,000		98.855000	2,767,940.00	0.05 %
Fixed bonds		AT0000A3C6F5	HYPONOE LB NOE WIEN AG HYNNOE 3 04/16/32	EUR	6,000,000	6,000,000			101.649250	6,098,955.00	0.11 %
Fixed bonds		AT0000A32RPO	HYPONORARLBERG BANK AG VORHYP 4 1/8 02/16/26	EUR	4,900,000				101.022800	4,950,117.20	0.09 %
Fixed bonds		XS2442764747	IBM CORP IBM 0 7/8 02/09/30	EUR	8,000,000		2,500,000		89.959740	7,196,779.20	0.13 %
Fixed bonds		XS2115091717	IBM CORP IBM 0.3 02/11/28	EUR	500,000				92.265550	461,327.75	0.01 %
Fixed bonds		XS2583741934	IBM CORP IBM 3 3/8 02/06/27	EUR	3,500,000				101.400300	3,549,010.50	0.07 %
Fixed bonds		XS2583742239	IBM CORP IBM 3 5/8 02/06/31	EUR	2,000,000		1,200,000		103.168280	2,063,365.60	0.04 %
Fixed bonds		XS2583742668	IBM CORP IBM 4 02/06/43	EUR	2,000,000		3,000,000		102.247190	2,044,943.80	0.04 %

Type of security	OGAW/§ 166	ISIN	Security title	Currency	Volume Units/Nom.	Purchases In period under review Units/Nom.	Sales Units/Nom.	Pool-/ILB Factor	Price	Market value in EUR	Share of fund assets
Fixed bonds		XS1853999313	IGNITIS GRUPE AB LIEENE 1 7/8 07/10/28	EUR	500,000				93.893000	469,465.00	0.01 %
Fixed bonds		FR0014003OC5	ILE DE FRANCE MOBILITES IDFMOB 0.4 05/28/31	EUR	4,000,000	4,000,000			85.005000	3,400,200.00	0.06 %
Fixed bonds		FR001400SZ94	ILE DE FRANCE MOBILITES IDFMOB 3 1/2 10/04/39	EUR	4,000,000	4,000,000			100.062000	4,002,480.00	0.07 %
Fixed bonds		FR0014003GX7	IMERYS SA NK 1 07/15/31	EUR	1,800,000				83.667000	1,506,006.00	0.03 %
Fixed bonds		FR001400M998	IMERYS SA NK 4 3/4 11/29/29	EUR	1,800,000	1,800,000			104.802470	1,886,444.46	0.03 %
Fixed bonds		XS2445188852	ING BANK NV INTNED 1 02/17/37	EUR	1,700,000				79.980000	1,359,660.00	0.03 %
Fixed bonds		XS2281155254	ING GROEP NV INTNED 0 1/4 02/01/30	EUR	7,000,000				88.059880	6,164,191.60	0.11 %
Fixed bonds		XS2443920249	ING GROEP NV INTNED 1 1/4 02/16/27	EUR	4,800,000				97.528530	4,681,369.44	0.09 %
Fixed bonds		XS2764264789	ING GROEP NV INTNED 4 02/12/35	EUR	700,000	2,500,000	1,800,000		103.320600	723,244.20	0.01 %
Fixed bonds		XS2624976077	ING GROEP NV INTNED 4 1/2 05/23/29	EUR	5,500,000				104.376450	5,740,704.75	0.11 %
Fixed bonds		XS2886191589	ING GROEP NV INTNED 4 1/4 08/26/35	EUR	700,000	700,000			101.400040	709,800.28	0.01 %
Fixed bonds		XS2818300407	ING GROEP NV INTNED 4 3/8 08/15/34	EUR	4,000,000	4,000,000			102.146150	4,085,846.00	0.08 %
Fixed bonds		XS2275029085	IREN SPA IREIM 0 1/4 01/17/31	EUR	200,000		4,400,000		83.134910	166,269.82	0.00 %
Fixed bonds		XS1881533563	IREN SPA IREIM 1.95 09/19/25	EUR	1,000,000				98.906000	989,060.00	0.02 %
Fixed bonds		XS2906211946	IREN SPA IREIM 3 5/8 09/23/33	EUR	800,000	2,800,000	2,000,000		99.760000	798,080.00	0.01 %
Fixed bonds		XS2752472436	IREN SPA IREIM 3 7/8 07/22/32	EUR	1,000,000	1,000,000			102.341110	1,023,411.10	0.02 %
Fixed bonds		XS1551917591	ITALGAS SPA IGIM 1 5/8 01/19/27	EUR	800,000				97.520850	780,166.80	0.01 %
Fixed bonds		XS2838391170	ITV PLC ITVLN 4 1/4 06/19/32	EUR	3,000,000	3,000,000			101.822090	3,054,662.70	0.06 %
Fixed bonds		XS2728561098	JDE PEET'S NV JDEPNA 4 1/8 01/23/30	EUR	1,600,000	1,600,000			102.894450	1,646,311.20	0.03 %
Fixed bonds		XS2531438351	JOHN DEERE BANK SA DE 2 1/2 09/14/26	EUR	1,100,000				99.395090	1,093,345.99	0.02 %
Fixed bonds		XS2821718488	JOHNSON & JOHNSON JUNJ 3.2 06/01/32	EUR	2,750,000	2,750,000			102.892770	2,829,551.18	0.05 %
Fixed bonds		XS2527421668	JOHNSON CONTROLS/TYCO FI JCI 3 09/15/28	EUR	1,200,000				99.920280	1,199,043.36	0.02 %
Fixed bonds		BE0002967488	KBC BANK NV KBC 3 3/4 09/28/26	EUR	8,500,000				102.383290	8,702,579.65	0.16 %
Fixed bonds		BE0002846278	KBC GROUP NV KBCBB 1 1/2 03/29/26	EUR	3,500,000				99.016000	3,465,560.00	0.06 %
Fixed bonds		XS2042667944	KERRY GROUP FIN SERVICES KYGID 0 5/8 09/20/29	EUR	1,200,000				89.862020	1,078,344.24	0.02 %
Fixed bonds		DE000A3H2ZF6	KFW KFW 0 01/10/31	EUR	6,500,000				86.122000	5,597,930.00	0.10 %
Fixed bonds		DE000A2GSFA2	KFW KFW 0 1/2 09/15/27	EUR	1,000,000				94.973000	949,730.00	0.02 %
Fixed bonds		DE000A2LQSH4	KFW KFW 0 3/4 06/28/28	EUR	4,500,000				94.588000	4,256,460.00	0.08 %
Fixed bonds		XS2698047771	KFW KFW 3 1/4 03/24/31	EUR	30,000,000	4,000,000	54,000,000		105.037000	31,511,100.00	0.58 %
Fixed bonds		XS2534891978	KNORR-BREMSE AG KNOGR 3 1/4 09/21/27	EUR	1,800,000				100.729180	1,813,125.24	0.03 %
Fixed bonds		XS1485532896	KONINKLIJKE KPN NV KPN 0 5/8 04/09/25	EUR	3,000,000	2,000,000			98.526000	2,955,780.00	0.05 %
Fixed bonds		XS2638080452	KONINKLIJKE KPN NV KPN 3 7/8 07/03/31	EUR	2,500,000				104.066510	2,601,662.75	0.05 %
Fixed bonds		XS2676863355	KONINKLIJKE PHILIPS NV PHIANA 4 1/4 09/08/31	EUR	4,000,000				104.922670	4,196,906.80	0.08 %
Fixed bonds		XS2393768788	KOOKMIN BANK CITNAT 0.048 10/19/26	EUR	4,700,000				94.577060	4,445,121.82	0.08 %
Fixed bonds		FR001400NU45	LA BANQUE POSTALE FRLBP 3 1/2 06/13/30	EUR	2,600,000	2,600,000			101.543630	2,640,134.38	0.05 %
Fixed bonds		FR001400DL4	LA BANQUE POSTALE FRLBP 5 1/2 03/05/34	EUR	2,200,000				105.454480	2,319,998.56	0.04 %
Fixed bonds		FR0014001IO6	LA POSTE SA FRPTT 0 07/18/29	EUR	7,000,000				86.838320	6,078,682.40	0.11 %
Fixed bonds		FR001400IIR9	LA POSTE SA FRPTT 3 3/4 06/12/30	EUR	500,000				103.481700	517,408.50	0.01 %
Fixed bonds		DE000A1RQEZ5	LAND HESSEN HESSEN 2 1/2 10/01/31	EUR	24,000,000	24,000,000			100.074000	24,017,760.00	0.44 %
Fixed bonds		AT0000A2KVP9	LAND NIEDEROSTERREICH NIEDOE 0 11/16/35	EUR	2,000,000				73.710000	1,474,200.00	0.03 %
Fixed bonds		DE000A2YNW43	LAND NIEDERSACHSEN NIESA 0 07/10/26	EUR	8,900,000		10,000,000		95.948000	8,539,372.00	0.16 %
Fixed bonds		DE000A2G8V17	LAND NIEDERSACHSEN NIESA 0 3/4 02/15/28	EUR	2,350,000				95.040000	2,233,440.00	0.04 %
Fixed bonds		DE000A2E4GS9	LAND NIEDERSACHSEN NIESA 0 5/8 07/06/27	EUR	1,600,000				95.551000	1,528,816.00	0.03 %
Fixed bonds		DE000A3H24E1	LAND NIEDERSACHSEN NIESA 0.01 02/19/29	EUR	9,000,000				90.417000	8,137,530.00	0.15 %
Fixed bonds		DE000NRWOL85	LAND NORDRHEIN-WESTFALEN NRW 0.2 03/31/27	EUR	4,000,000				94.983000	3,799,320.00	0.07 %
Fixed bonds		DE000RLOP077	LAND RHEINLAND-PFALZ RHIPAL 0.1 08/18/26	EUR	6,800,000				95.917000	6,522,356.00	0.12 %
Fixed bonds		DE000A2TR208	LAND SACHSEN-ANHALT SACHAN 0 3/4 01/29/29	EUR	2,000,000				93.622000	1,872,440.00	0.03 %

Type of security	OGAW/§ 166	ISIN	Security title	Currency	Volume Units/Nom.	Purchases In period under review Units/Nom.	Sales In period under review Units/Nom.	Pool-/ ILB Factor	Price	Market value in EUR	Share of fund assets
Fixed bonds		DE000SHFM618	LAND SCHLESWIG-HOLSTEIN SCHHOL 0 5/8 08/31/28	EUR	1,750,000				93.721000	1,640,117.50	0.03 %
Fixed bonds		DE000SHFM824	LAND SCHLESWIG-HOLSTEIN SCHHOL 0.01 10/29/26	EUR	2,000,000				95.404000	1,908,080.00	0.04 %
Fixed bonds		DE000SHFM931	LAND SCHLESWIG-HOLSTEIN SCHHOL 2 7/8 05/30/34	EUR	5,000,000	5,000,000			102.569000	5,128,450.00	0.09 %
Fixed bonds		XS2582098930	LANDBK HESSEN-THUERINGEN HESLAN 5 3/8 02/01/33	EUR	2,500,000	2,500,000			100.821000	2,520,525.00	0.05 %
Fixed bonds		XS2415386726	LANXESS AG LXSGR 0 5/8 12/01/29	EUR	1,000,000				85.651360	856,513.60	0.02 %
Fixed bonds		XS2459163619	LANXESS AG LXSGR 1 3/4 03/22/28	EUR	3,300,000	800,000			94.719970	3,125,759.01	0.06 %
Fixed bonds		FR0013321080	LEGRAND SA LRFP 1 03/06/26	EUR	1,200,000				97.677000	1,172,124.00	0.02 %
Fixed bonds		XS2391860843	LINDE PLC LIN 0 09/30/26	EUR	3,900,000	1,000,000	1,300,000		94.703900	3,693,452.10	0.07 %
Fixed bonds		XS2463961248	LINDE PLC LIN 1 3/8 03/31/31	EUR	3,000,000				90.929420	2,727,882.60	0.05 %
Fixed bonds		XS2834282225	LINDE PLC LIN 3 1/2 06/04/34	EUR	1,500,000	1,500,000			102.456390	1,536,845.85	0.03 %
Fixed bonds		XS2521027446	LLOYDS BANKING GROUP PLC LLOYDS 3 1/8 08/24/30	EUR	4,000,000				99.523640	3,980,945.60	0.07 %
Fixed bonds		XS2815980664	LLOYDS BANKING GROUP PLC LLOYDS 3 7/8 05/14/32	EUR	2,000,000	2,000,000			102.827420	2,056,548.40	0.04 %
Fixed bonds		XS2690137299	LLOYDS BANKING GROUP PLC LLOYDS 4 3/4 09/21/31	EUR	5,900,000				107.435180	6,338,675.62	0.12 %
Fixed bonds		XS2679904685	LSEG NETHERLANDS BV LSELN 4.231 09/29/30	EUR	2,500,000				105.524260	2,638,106.50	0.05 %
Fixed bonds		FR001400KJ00	LVMH MOET HENNESSY VUITT MCFP 3 1/2 09/07/33	EUR	3,800,000				103.519290	3,933,733.02	0.07 %
Fixed bonds		FR001400KJP7	LVMH MOET HENNESSY VUITT MCFP 3 1/4 09/07/29	EUR	3,500,000		1,300,000		102.211310	3,577,395.85	0.07 %
Fixed bonds		XS2238787415	MEDTRONIC GLOBAL HLDINGS MDT 0 10/15/25	EUR	1,530,000				96.960480	1,483,495.34	0.03 %
Fixed bonds		XS2834367646	MEDTRONIC INC MDT 3.65 10/15/29	EUR	1,400,000	1,400,000			103.475020	1,448,650.28	0.03 %
Fixed bonds		XS2834367992	MEDTRONIC INC MDT 4.15 10/15/43	EUR	2,500,000	2,500,000			104.817270	2,620,431.75	0.05 %
Fixed bonds		DE000A3LBMV2	MERCEDES-BENZ CA FIN INC MBGGR 3 02/23/27	EUR	2,300,000		1,600,000		100.344240	2,307,917.52	0.04 %
Fixed bonds		DE000A3LH6T7	MERCEDES-BENZ INT FINCE MBGGR 3 1/2 05/30/26	EUR	600,000				100.894760	605,368.56	0.01 %
Fixed bonds		DE000A382988	MERCEDES-BENZ INT FINCE MBGGR 3 1/4 11/15/30	EUR	5,500,000	5,500,000			100.590290	5,532,465.95	0.10 %
Fixed bonds		XS2023644201	MERCK FIN SERVICES GMBH MRKGR 0 3/8 07/05/27	EUR	900,000				93.983800	845,854.20	0.02 %
Fixed bonds		XS2011260531	MERCK KGAA MRKGR 1 5/8 06/25/2079	EUR	1,000,000				99.501000	995,010.00	0.02 %
Fixed bonds		XS2218405772	MERCK KGAA MRKGR 1 5/8 09/09/2080	EUR	1,200,000		700,000		96.109380	1,153,312.56	0.02 %
Fixed bonds		XS2717378231	METSO OYJ OTEVFH 4 3/8 11/22/30	EUR	850,000	850,000			104.245000	886,082.50	0.02 %
Fixed bonds		XS2560415965	METSO OYJ OTEVFH 4 7/8 12/07/27	EUR	2,100,000				104.787000	2,200,527.00	0.04 %
Fixed bonds		XS2270406452	MOLNLYCKE HOLDING AB MOLNLY 0 5/8 01/15/31	EUR	4,600,000				83.475000	3,839,850.00	0.07 %
Fixed bonds		XS2049769297	MOLNLYCKE HOLDING AB MOLNLY 0 7/8 09/05/29	EUR	1,400,000				89.241460	1,249,380.44	0.02 %
Fixed bonds		XS2151059206	MONDI FINANCE EUROPE MNDILN 2 3/8 04/01/28	EUR	3,500,000				97.965020	3,428,775.70	0.06 %
Fixed bonds		XS1813593313	MONDI FINANCE PLC MNDILN 1 5/8 04/27/26	EUR	2,300,000				97.999810	2,253,995.63	0.04 %
Fixed bonds		XS2826812005	MONDI FINANCE PLC MNDILN 3 3/4 05/31/32	EUR	2,000,000	2,000,000			102.838330	2,056,766.60	0.04 %
Fixed bonds		XS2010038227	MOODY'S CORPORATION MCO 0.95 02/25/30	EUR	1,200,000				90.335150	1,084,021.80	0.02 %
Fixed bonds		XS2287624584	MOTABILITY OPERATIONS GR MOTOPG 0 1/8 07/20/28	EUR	1,900,000				90.357430	1,716,791.17	0.03 %
Fixed bonds		XS2021471433	MOTABILITY OPERATIONS GR MOTOPG 0 3/8 01/03/26	EUR	1,600,000				96.910290	1,550,564.64	0.03 %
Fixed bonds		XS2838537566	MOTABILITY OPERATIONS GR MOTOPG 4 01/17/30	EUR	2,900,000	2,900,000			103.856270	3,011,831.83	0.06 %
Fixed bonds		XS2825486231	MSD NETHERLANDS CAPITAL MRK 3 3/4 05/30/54	EUR	1,400,000	1,400,000			98.836080	1,383,705.12	0.03 %
Fixed bonds		XS2825486074	MSD NETHERLANDS CAPITAL MRK 3.7 05/30/44	EUR	2,300,000	2,300,000			100.748080	2,317,205.84	0.04 %
Fixed bonds		DE000MHB64E1	MUENCHENER HYPOTHEKENBNK MUNHYP 0 3/8 03/09/29	EUR	1,400,000		2,000,000		87.175670	1,220,459.38	0.02 %
Fixed bonds		XS2381261424	MUNICH RE MUNRE 1 05/26/42	EUR	800,000				82.291890	658,335.12	0.01 %
Fixed bonds		XS2221845683	MUNICH RE MUNRE 1 1/4 05/26/41	EUR	300,000		700,000		86.434010	259,302.03	0.00 %
Fixed bonds		XS2817890077	MUNICH RE MUNRE 4 1/4 05/26/44	EUR	2,700,000	2,700,000			101.795060	2,748,466.62	0.05 %
Fixed bonds		XS2643673952	NASDAQ INC NDAQ 4 1/2 02/15/32	EUR	1,400,000				106.978890	1,497,704.46	0.03 %
Fixed bonds		XS2434710799	NATIONAL GRID NA INC NGGLN 0.41 01/20/26	EUR	1,300,000				96.628180	1,256,166.34	0.02 %
Fixed bonds		XS2434710872	NATIONAL GRID NA INC NGGLN 1.054 01/20/31	EUR	4,000,000				86.777510	3,471,100.40	0.06 %
Fixed bonds		XS2680745382	NATIONAL GRID NA INC NGGLN 4.668 09/12/33	EUR	3,200,000				107.130590	3,428,178.88	0.06 %
Fixed bonds		XS2381853279	NATIONAL GRID PLC NGGLN 0 1/4 09/01/28	EUR	7,500,000				89.843040	6,738,228.00	0.12 %

Type of security	OGAW/§ 166	ISIN	Security title	Currency	Volume Units/Nom.	Purchases In period under review Units/Nom.	Sales In period under review Units/Nom.	Pool-/ ILB Factor	Price	Market value in EUR	Share of fund assets
Fixed bonds		XS2381853436	NATIONAL GRID PLC NGGLN 0 3/4 09/01/33	EUR	6,000,000				78.669250	4,720,155.00	0.09 %
Fixed bonds		XS2575973776	NATIONAL GRID PLC NGGLN 3 7/8 01/16/29	EUR	1,500,000				102.943510	1,544,152.65	0.03 %
Fixed bonds		XS2473346299	NATIONWIDE BLDG SOCIETY NWISE 2 04/28/27	EUR	3,000,000				97.947870	2,938,436.10	0.05 %
Fixed bonds		XS2200513070	NATL GRID ELECT TRANS NGGLN 0.823 07/07/32	EUR	2,500,000				82.773930	2,069,348.25	0.04 %
Fixed bonds		XS2623518821	NATWEST GROUP PLC NWG 4.771 02/16/29	EUR	7,300,000				105.064000	7,669,672.00	0.14 %
Fixed bonds		XS2332589972	NEXI SPA NEXIIM 1 5/8 04/30/26	EUR	500,000		4,500,000		96.814000	484,070.00	0.01 %
Fixed bonds		XS2443893255	NORDEA BANK ABP NDAFH 1 1/8 02/16/27	EUR	3,000,000				96.103940	2,883,118.20	0.05 %
Fixed bonds		XS2618906585	NORDEA BANK ABP NDAFH 4 1/8 05/05/28	EUR	4,300,000				103.939240	4,469,387.32	0.08 %
Fixed bonds		XS1974922442	NORSK HYDRO ASA NHYNO 1 1/8 04/11/25	EUR	1,000,000				98.644000	986,440.00	0.02 %
Fixed bonds		XS1974922525	NORSK HYDRO ASA NHYNO 2 04/11/29	EUR	905,000				95.139000	861,007.95	0.02 %
Fixed bonds		XS2820454606	NOVO NORDISK A/S NOVOB 3 1/8 01/21/29	EUR	6,850,000	6,850,000			101.920150	6,981,530.28	0.13 %
Fixed bonds		XS2820460751	NOVO NORDISK A/S NOVOB 3 3/8 05/21/34	EUR	6,500,000	6,500,000			102.502370	6,662,654.05	0.12 %
Fixed bonds		XS2305026762	NTT FINANCE CORP NTT 0.01 03/03/25	EUR	1,500,000				98.563000	1,478,445.00	0.03 %
Fixed bonds		XS2411311579	NTT FINANCE CORP NTT 0.082 12/13/25	EUR	4,000,000				96.548720	3,861,948.80	0.07 %
Fixed bonds		XS2305026929	NTT FINANCE CORP NTT 0.342 03/03/30	EUR	1,900,000				86.925230	1,651,579.37	0.03 %
Fixed bonds		XS2411311652	NTT FINANCE CORP NTT 0.399 12/13/28	EUR	4,300,000				90.371160	3,885,959.88	0.07 %
Fixed bonds		XS2778374129	NTT FINANCE CORP NTT 3.359 03/12/31	EUR	2,100,000	2,100,000			101.485930	2,131,204.53	0.04 %
Fixed bonds		AT0000A28HX3	OBERBANK AG OBERBK 0 3/4 06/19/26	EUR	1,800,000				94.742000	1,705,356.00	0.03 %
Fixed bonds		FR0013444684	ORANGE SA ORAFP 0 1/2 09/04/32	EUR	1,900,000				82.348930	1,564,629.67	0.03 %
Fixed bonds		FR0013217114	ORANGE SA ORAFP 0 7/8 02/03/27	EUR	1,300,000				95.940330	1,247,224.29	0.02 %
Fixed bonds		XS1408317433	ORANGE SA ORAFP 1 05/12/25	EUR	800,000				98.584000	788,672.00	0.01 %
Fixed bonds		FR0013506292	ORANGE SA ORAFP 1 1/4 07/07/27	EUR	1,200,000				96.345080	1,156,140.96	0.02 %
Fixed bonds		FR001400SMM1	ORANGE SA ORAFP 3 1/4 01/17/35	EUR	3,600,000	3,600,000			99.979000	3,599,244.00	0.07 %
Fixed bonds		FR001400GDJ1	ORANGE SA ORAFP 5 3/8 PERP	Y EUR	4,200,000				106.500000	4,473,000.00	0.08 %
Fixed bonds		XS2591029876	ORSTED A/S ORSTED 3 3/4 03/01/30	EUR	2,700,000				102.585520	2,769,809.04	0.05 %
Fixed bonds		XS2591032235	ORSTED A/S ORSTED 4 1/8 03/01/35	EUR	3,300,000				105.199030	3,471,567.99	0.06 %
Fixed bonds		XS2847641961	PIRELLI & C SPA PCIM 3 7/8 07/02/29	EUR	1,050,000	1,050,000			102.428600	1,075,500.30	0.02 %
Fixed bonds		XS2617256065	PROCTER & GAMBLE CO/THE PG 3 1/4 08/02/26	EUR	11,000,000		4,000,000		101.163230	11,127,955.30	0.20 %
Fixed bonds		XS2617256149	PROCTER & GAMBLE CO/THE PG 3 1/4 08/02/31	EUR	6,000,000	2,000,000			102.535760	6,152,145.60	0.11 %
Fixed bonds		XS2430287362	PROSUS NV PRXNA 2.085 01/19/30	EUR	570,000		4,730,000		90.930800	518,305.56	0.01 %
Fixed bonds		XS2430287875	PROSUS NV PRXNA 2.778 01/19/34	EUR	2,500,000		1,200,000		86.920130	2,173,003.25	0.04 %
Fixed bonds		BE0002925064	PROXIMUS SADP PROXBB 4 03/08/30	EUR	3,000,000				104.515890	3,135,476.70	0.06 %
Fixed bonds		BE0002977586	PROXIMUS SADP PROXBB 4 1/8 11/17/33	EUR	4,700,000	4,700,000			106.456530	5,003,456.91	0.09 %
Fixed bonds		XS2826609971	RAIFFEISEN BANK INTL RBAIV 4 1/2 05/31/30	EUR	7,800,000	7,800,000			103.232930	8,052,168.54	0.15 %
Fixed bonds		XS1756703275	RAIFFEISEN BANK INTL RBAIV 4 1/2 PERP	Y EUR	3,400,000	3,400,000			88.370000	3,004,580.00	0.06 %
Fixed bonds		XS2765027193	RAIFFEISEN BANK INTL RBAIV 4 5/8 08/21/29	EUR	1,000,000	2,200,000	1,200,000		102.580990	1,025,809.90	0.02 %
Fixed bonds		XS1640667116	RAIFFEISEN BANK INTL RBAIV 8.659 PERP	Y EUR	1,400,000	1,800,000	3,600,000		99.426000	1,391,964.00	0.03 %
Fixed bonds		AT0000A3DNT1	RAIFFEISEN BAUSPARKASSE RZBBAU 3 3/8 07/10/29	EUR	4,300,000	4,300,000			102.906000	4,424,958.00	0.08 %
Fixed bonds		XS2348241048	RAIFFEISENBANK AS RABKAS 1 06/09/28	EUR	6,800,000				91.828000	6,244,304.00	0.11 %
Fixed bonds		XS2154441120	RED ELECTRICA CORP REESM 0 7/8 04/14/25	EUR	950,000				98.613000	936,823.50	0.02 %
Fixed bonds		FR0014003067	REGION OF ILE DE FRANCE IDF 0 04/20/28	EUR	6,400,000				90.891000	5,817,024.00	0.11 %
Fixed bonds		FR0013183167	REGION OF ILE DE FRANCE IDF 0 1/2 06/14/25	EUR	1,800,000				98.158000	1,766,844.00	0.03 %
Fixed bonds		FR0012685691	REGION OF ILE DE FRANCE IDF 0 5/8 04/23/27	EUR	500,000				94.909000	474,545.00	0.01 %
Fixed bonds		FR001400NHX9	REGION OF ILE DE FRANCE IDF 3.2 05/25/34	EUR	12,800,000	14,000,000	1,200,000		100.198000	12,825,344.00	0.24 %
Fixed bonds		BE6313645127	REGION WALLONNE WALLOO 0 1/4 05/03/26	EUR	3,400,000				96.239000	3,272,126.00	0.06 %
Fixed bonds		BE0002816974	REGION WALLONNE WALLOO 0 3/8 10/22/31	EUR	8,000,000				84.110000	6,728,800.00	0.12 %
Fixed bonds		XS2126161764	RELX FINANCE BV RELLN 0 1/2 03/10/28	EUR	2,000,000				92.785060	1,855,701.20	0.03 %

Type of security	OGAW/§ 166	ISIN	Security title	Currency	Volume Units/Nom.	Purchases In period under review Units/Nom.	Sales Units/Nom.	Pool-/ILB Factor	Price	Market value in EUR	Share of fund assets
Fixed bonds		XS2779010300	RELX FINANCE BV RELLN 3 3/8 03/20/33	EUR	2,210,000	2,210,000			101.085660	2,233,993.09	0.04 %
Fixed bonds		FR0013451416	RENAULT SA RENAUL 1 1/8 10/04/27	EUR	1,000,000		1,000,000		92.815000	928,150.00	0.02 %
Fixed bonds		XS2242921711	RENTOKIL INITIAL PLC RTOLN 0 1/2 10/14/28	EUR	1,200,000				91.264420	1,095,173.04	0.02 %
Fixed bonds		AT0000A2NWX83	REPUBLIC OF AUSTRIA RAGB 0 02/20/31	EUR	9,000,000				85.721525	7,714,937.25	0.14 %
Fixed bonds		AT0000A269M8	REPUBLIC OF AUSTRIA RAGB 0 1/2 02/20/29	EUR	3,000,000		2,000,000		92.707715	2,781,231.45	0.05 %
Fixed bonds		AT0000A2WSC8	REPUBLIC OF AUSTRIA RAGB 0.9 02/20/32	EUR	29,000,000				89.241000	25,879,890.00	0.48 %
Fixed bonds		AT0000A38239	REPUBLIC OF AUSTRIA RAGB 3.45 10/20/30	EUR	14,500,000	14,500,000			105.774590	15,337,315.55	0.28 %
Fixed bonds		XS2181347183	REPUBLIC OF ESTONIA ESTONI 0 1/8 06/10/30	EUR	1,700,000				85.887000	1,460,079.00	0.03 %
Fixed bonds		XS2532370231	REPUBLIC OF ESTONIA ESTONI 4 10/12/32	EUR	11,500,000				107.308000	12,340,420.00	0.23 %
Fixed bonds		XS2293755125	REPUBLIC OF ICELAND ICELND 0 04/15/28	EUR	8,120,000				91.063000	7,394,315.60	0.14 %
Fixed bonds		XS2788435050	REPUBLIC OF ICELAND ICELND 3 1/2 03/21/34	EUR	7,500,000	7,500,000			104.496000	7,837,200.00	0.14 %
Fixed bonds		XS2420426038	REPUBLIC OF LATVIA LATVIA 0 1/4 01/23/30	EUR	3,200,000				86.503000	2,768,096.00	0.05 %
Fixed bonds		XS2906240028	REPUBLIC OF LATVIA LATVIA 3 01/24/32	EUR	3,500,000	3,500,000			99.357000	3,477,495.00	0.06 %
Fixed bonds		XS2841247583	REPUBLIC OF LITHUANIA LITHUN 3 1/2 07/03/31	EUR	17,500,000	17,500,000			102.700000	17,972,500.00	0.33 %
Fixed bonds		SI0002104105	REPUBLIKA SLOVENIJA SLOREP 0 02/12/31	EUR	2,600,000				84.951000	2,208,726.00	0.04 %
Fixed bonds		XS2679898184	REWE INT FINANCE REWEEG 4 7/8 09/13/30	EUR	9,100,000	9,100,000			106.882120	9,726,272.92	0.18 %
Fixed bonds		XS1495631993	RLB OBEROESTERREICH RFLBOB 0 3/8 09/28/26	EUR	1,300,000				95.628200	1,243,166.60	0.02 %
Fixed bonds		XS2629468278	ROBERT BOSCH GMBH RBOSGR 3 5/8 06/02/30	EUR	3,500,000				102.638200	3,592,337.00	0.07 %
Fixed bonds		XS2629470761	ROBERT BOSCH GMBH RBOSGR 4 3/8 06/02/43	EUR	2,000,000				103.576580	2,071,531.60	0.04 %
Fixed bonds		XS2813211617	ROCHE FINANCE EUROPE BV ROSW 3.564 05/03/44	EUR	2,400,000	6,000,000	3,600,000		101.525210	2,436,605.04	0.04 %
Fixed bonds		XS2770920937	ROMANIA ROMANI 5 3/8 03/22/31	EUR	4,000,000	4,000,000			102.150000	4,086,000.00	0.08 %
Fixed bonds		XS2436159847	ROYAL BANK OF CANADA RY 0 1/8 04/26/27	EUR	8,000,000				94.091010	7,527,280.80	0.14 %
Fixed bonds		XS2393518910	ROYAL BANK OF CANADA RY 0.01 10/05/28	EUR	10,000,000				90.293410	9,029,341.00	0.17 %
Fixed bonds		XS2644756608	ROYAL BANK OF CANADA RY 4 1/8 07/05/28	EUR	3,500,000				104.370890	3,652,981.15	0.07 %
Fixed bonds		XS2696780464	ROYAL BANK OF CANADA RY 4 3/8 10/02/30	EUR	2,400,000				106.985360	2,567,648.64	0.05 %
Fixed bonds		XS2901969902	ROYAL SCHIPHOL GROUP NV LUCSHI 3 3/8 09/17/36	EUR	1,000,000	1,000,000			99.553000	995,530.00	0.02 %
Fixed bonds		FR0013152899	RTE RESEAU DE TRANSPORT RTEFRA 1 10/19/26	EUR	3,000,000				96.424910	2,892,747.30	0.05 %
Fixed bonds		FR001400S260	RTE RESEAU DE TRANSPORT RTEFRA 2 7/8 10/02/28	EUR	4,000,000	4,000,000			99.974000	3,998,960.00	0.07 %
Fixed bonds		FR001400PST9	RTE RESEAU DE TRANSPORT RTEFRA 3 3/4 04/30/44	EUR	2,400,000	2,400,000			99.083400	2,378,001.60	0.04 %
Fixed bonds		FR001400J150	RTE RESEAU DE TRANSPORT RTEFRA 3 3/4 07/04/35	EUR	300,000		2,400,000		102.443560	307,330.68	0.01 %
Fixed bonds		XS2305600723	SANTAN CONSUMER FINANCE SANSCF 0 02/23/26	EUR	5,500,000				96.148690	5,288,177.95	0.10 %
Fixed bonds		XS2310951103	SAPPI PAPIER HOLDNG GMBH SAPSJ 3 5/8 03/15/28	EUR	1,000,000	1,000,000			97.604000	976,040.00	0.02 %
Fixed bonds		XS2676395317	SARTORIUS FINANCE BV SRTGR 4 1/2 09/14/32	EUR	8,000,000	10,000,000	2,000,000		105.194830	8,415,586.40	0.15 %
Fixed bonds		FR001400DTA3	SCHNEIDER ELECTRIC SE SUPP 3 1/2 11/09/32	EUR	1,000,000				103.558800	1,035,588.00	0.02 %
Fixed bonds		FR001400SCZ4	SCHNEIDER ELECTRIC SE SUPP 3 3/8 09/03/36	EUR	3,800,000	3,800,000			101.126000	3,842,788.00	0.07 %
Fixed bonds		XS2081500907	SERVICIOS MEDIO AMBIENTE FCCSER 1.661 12/04/26	EUR	2,550,000				97.228110	2,479,316.81	0.05 %
Fixed bonds		XS2661068234	SERVICIOS MEDIO AMBIENTE FCCSER 5 1/4 10/30/29	EUR	2,400,000	2,400,000			107.980430	2,591,530.32	0.05 %
Fixed bonds		XS2898762864	SES SA SESGFP 5 1/2 09/12/54	EUR	900,000	900,000			94.475000	850,275.00	0.02 %
Fixed bonds		XS2332234413	SGS NEDERLAND HLDG BV SGSNVX 0 1/8 04/21/27	EUR	3,400,000		1,600,000		93.395590	3,175,450.06	0.06 %
Fixed bonds		XS2601459162	SIEMENS ENERGY FINAN BV SIENFI 4 1/4 04/05/29	EUR	1,000,000		800,000		103.187930	1,031,879.30	0.02 %
Fixed bonds		XS2446844594	SIEMENS FINANCIERINGSMAT SIEGR 1 02/25/30	EUR	2,400,000				91.297010	2,191,128.24	0.04 %
Fixed bonds		XS2526839506	SIEMENS FINANCIERINGSMAT SIEGR 3 09/08/33	EUR	2,400,000				99.729220	2,393,501.28	0.04 %
Fixed bonds		XS2589792220	SIEMENS FINANCIERINGSMAT SIEGR 3 1/2 02/24/36	EUR	100,000		2,000,000		102.238740	102,238.74	0.00 %
Fixed bonds		XS2769894135	SIEMENS FINANCIERINGSMAT SIEGR 3 1/8 05/22/32	EUR	4,000,000	4,000,000			101.424940	4,056,997.60	0.07 %
Fixed bonds		XS2769892865	SIEMENS FINANCIERINGSMAT SIEGR 3 3/8 02/22/37	EUR	2,700,000	3,400,000	700,000		100.441020	2,711,907.54	0.05 %
Fixed bonds		XS2769892600	SIEMENS FINANCIERINGSMAT SIEGR 3 5/8 02/22/44	EUR	4,000,000	5,200,000	1,200,000		99.991240	3,999,649.60	0.07 %
Fixed bonds		XS2616008541	SIKA CAPITAL BV SIKASW 3 3/4 11/03/26	EUR	6,670,000				101.870630	6,794,771.02	0.12 %

Type of security	OGAW/§ 166	ISIN	Security title		Currency	Volume Units/Nom.	Purchases In period under review Units/Nom.	Sales	Pool-/ ILB Factor	Price	Market value in EUR	Share of fund assets
Fixed bonds		XS1849518276	SMURFIT KAPPA ACQUISITIO SW 2 7/8 01/15/26		EUR	2,700,000				99.593540	2,689,025.58	0.05 %
Fixed bonds		XS2388182573	SMURFIT KAPPA TREASURY SW 0 1/2 09/22/29		EUR	2,000,000				88.246100	1,764,922.00	0.03 %
Fixed bonds		XS2300208928	SNAM SPA SRGIM 0 08/15/25		EUR	1,600,000				97.303000	1,556,848.00	0.03 %
Fixed bonds		XS2896350175	SNAM SPA SRGIM 4 1/2 PERP	Y	EUR	800,000	800,000			100.841000	806,728.00	0.01 %
Fixed bonds		XS1186684137	SNCF RESEAU RESFER 1 1/8 05/25/30		EUR	2,200,000				91.045000	2,002,990.00	0.04 %
Fixed bonds		XS1514051694	SNCF RESEAU RESFER 1 11/09/31		EUR	1,000,000				87.474000	874,740.00	0.02 %
Fixed bonds		FR0014006UI2	SOCIETE GENERALE SFH SOCSFH 0.01 12/02/26		EUR	11,000,000				94.909140	10,440,005.40	0.19 %
Fixed bonds		FR0014001GA9	SOCIETE GENERALE SOCGEN 0 1/2 06/12/29		EUR	3,000,000				89.881690	2,696,450.70	0.05 %
Fixed bonds		FR0014006XA3	SOCIETE GENERALE SOCGEN 0 5/8 12/02/27		EUR	6,800,000	800,000			94.442880	6,422,115.84	0.12 %
Fixed bonds		FR0013518057	SOCIETE GENERALE SOCGEN 1 1/4 06/12/30		EUR	700,000				88.214740	617,503.18	0.01 %
Fixed bonds		FR001400EHG3	SOCIETE GENERALE SOCGEN 4 1/4 12/06/30		EUR	900,000				102.598750	923,388.75	0.02 %
Fixed bonds		FR001400M6G3	SOCIETE GENERALE SOCGEN 4 1/8 11/21/28		EUR	2,100,000	2,100,000			104.011670	2,184,245.07	0.04 %
Fixed bonds		FR001400M6F5	SOCIETE GENERALE SOCGEN 4 7/8 11/21/31		EUR	4,400,000	4,400,000			105.578200	4,645,440.80	0.09 %
Fixed bonds		FR001400OR98	SOCIETE NATIONALE SNCF S SNCF 3 1/8 05/25/34		EUR	4,000,000	4,000,000			99.740000	3,989,600.00	0.07 %
Fixed bonds		BE6350792089	SOLVAY SA SOLBBB 4 1/4 10/03/31		EUR	3,000,000	3,000,000			103.267040	3,098,011.20	0.06 %
Fixed bonds		XS2234568983	SPAREBANK 1 BOLIGKREDITT SPABOL 0.01 09/22/27		EUR	2,000,000				93.185630	1,863,712.60	0.03 %
Fixed bonds		XS2303089697	SPAREBANK 1 SMN MINGNO 0.01 02/18/28		EUR	3,600,000				91.126450	3,280,552.20	0.06 %
Fixed bonds		XS2820438401	SPAREBANK 1 SR BANK ASA SRBANK 3 3/8 11/14/29		EUR	1,700,000	1,700,000			101.542630	1,726,224.71	0.03 %
Fixed bonds		XS2397352233	SPAREBANKEN VEST BOLIGKR SVEGNO 0.01 11/11/26		EUR	11,000,000				95.012510	10,451,376.10	0.19 %
Fixed bonds		XS2156787090	SSE PLC SSELN 1 1/4 04/16/25		EUR	3,500,000				98.803000	3,458,105.00	0.06 %
Fixed bonds		XS2510903862	SSE PLC SSELN 2 7/8 08/01/29		EUR	2,600,000				99.674420	2,591,534.92	0.05 %
Fixed bonds		XS2439704318	SSE PLC SSELN 4 PERP	Y	EUR	3,100,000		1,000,000		99.575000	3,086,825.00	0.06 %
Fixed bonds		XS1788494257	STATNETT SF STATNE 0 7/8 03/08/25		EUR	1,088,000		2,600,000		98.898000	1,076,010.24	0.02 %
Fixed bonds		XS2079678400	STEDIN HOLDING NV STEDIN 0 1/2 11/14/29		EUR	2,300,000				88.548180	2,036,608.14	0.04 %
Fixed bonds		XS2407985220	STEDIN HOLDING NV STEDIN 0 11/16/26		EUR	7,300,000				94.239140	6,879,457.22	0.13 %
Fixed bonds		XS2629064267	STORA ENSO OYJ STERV 4 1/4 09/01/29		EUR	3,500,000				103.646730	3,627,635.55	0.07 %
Fixed bonds		XS2550868801	SUDZUCKER INT FINANCE SZUGR 5 1/8 10/31/27		EUR	2,000,000		2,200,000		104.683000	2,093,660.00	0.04 %
Fixed bonds		XS2404629235	SVENSKA HANDELSBANKEN AB SHBASS 0 1/8 11/03/26		EUR	8,300,000				94.636240	7,854,807.92	0.14 %
Fixed bonds		XS2265968284	SVENSKA HANDELSBANKEN AB SHBASS 0.01 12/02/27		EUR	4,100,000				91.490190	3,751,097.79	0.07 %
Fixed bonds		XS2717300391	SWEDBANK AB SWEDA 4 1/8 11/13/28		EUR	3,000,000	3,000,000			104.960080	3,148,802.40	0.06 %
Fixed bonds		XS2827694170	SWISSCOM FINANCE SCMNXX 3 1/2 08/29/28		EUR	3,000,000	3,000,000			102.832870	3,084,986.10	0.06 %
Fixed bonds		XS2827696035	SWISSCOM FINANCE SCMNXX 3 1/2 11/29/31		EUR	6,000,000	6,000,000			102.858550	6,171,513.00	0.11 %
Fixed bonds		XS2827708145	SWISSCOM FINANCE SCMNXX 3 7/8 05/29/44		EUR	1,720,000	1,720,000			102.662560	1,765,796.03	0.03 %
Fixed bonds		XS2809670172	SYDNEY AIRPORT FINANCE SYDAU 3 3/4 04/30/32		EUR	1,810,000	1,810,000			102.366290	1,852,829.85	0.03 %
Fixed bonds		XS2197348597	TAKEDA PHARMACEUTICAL TACHEM 1 07/09/29		EUR	4,700,000				91.531170	4,301,964.99	0.08 %
Fixed bonds		SK4000018925	TATRA BANKA AS TATSK 0 1/2 04/23/28		EUR	6,900,000	1,000,000			91.976000	6,346,344.00	0.12 %
Fixed bonds		XS1907150780	TELE2 AB TELBSS 2 1/8 05/15/28		EUR	890,000				96.918490	862,574.56	0.02 %
Fixed bonds		XS2623868994	TELE2 AB TELBSS 3 3/4 11/22/29		EUR	1,200,000				102.225050	1,226,700.60	0.02 %
Fixed bonds		XS2753310825	TELEFONICA EMISIONES SAU TELEFO 3.698 01/24/32		EUR	3,200,000	3,200,000			102.299410	3,273,581.12	0.06 %
Fixed bonds		XS2293060658	TELEFONICA EUROPE BV TELEFO 2.376 PERP	Y	EUR	1,600,000				90.769000	1,452,304.00	0.03 %
Fixed bonds		XS2001737324	TELENOR ASA TELNO 0 3/4 05/31/26		EUR	3,000,000				96.751740	2,902,552.20	0.05 %
Fixed bonds		FR001400M2G2	TELEPERFORMANCE RCFFP 5 3/4 11/22/31		EUR	3,100,000	3,700,000	600,000		106.173050	3,291,364.55	0.06 %
Fixed bonds		XS1851313863	TELFONICA DEUTSCH FINAN ODGR 1 3/4 07/05/25		EUR	2,800,000				98.635000	2,761,780.00	0.05 %
Fixed bonds		XS2262065159	TENNET HOLDING BV TENN 0 1/8 11/30/32		EUR	2,800,000				80.008940	2,240,250.32	0.04 %
Fixed bonds		XS2406569579	TENNET HOLDING BV TENN 0 7/8 06/16/35		EUR	200,000		1,300,000		78.529440	157,058.88	0.00 %
Fixed bonds		XS1632897929	TENNET HOLDING BV TENN 1 3/8 06/26/29		EUR	4,000,000				93.841160	3,753,646.40	0.07 %
Fixed bonds		XS2207430120	TENNET HOLDING BV TENN 2.374 PERP	Y	EUR	2,550,000				98.107000	2,501,728.50	0.05 %

Type of security	OGAW/§ 166	ISIN	Security title	Currency	Volume Units/Nom.	Purchases In period under review Units/Nom.	Sales Units/Nom.	Pool-/ILB Factor	Price	Market value in EUR	Share of fund assets
Fixed bonds		XS2549543499	TENNET HOLDING BV TENN 4 1/2 10/28/34	EUR	14,100,000	5,600,000			109.453410	15,432,930.81	0.28 %
Fixed bonds		XS2549715618	TENNET HOLDING BV TENN 4 3/4 10/28/42	EUR	3,200,000		4,000,000		108.727350	3,479,275.20	0.06 %
Fixed bonds		XS2783604742	TENNET HOLDING BV TENN 4 5/8 PERP	Y EUR	1,300,000	1,300,000			100.944000	1,312,272.00	0.02 %
Fixed bonds		XS2783649176	TENNET HOLDING BV TENN 4 7/8 PERP	Y EUR	900,000	900,000			100.973000	908,757.00	0.02 %
Fixed bonds		XS2437854487	TERNA RETE ELETTRICA TRNIM 2 3/8 PERP	Y EUR	2,800,000				94.657000	2,650,396.00	0.05 %
Fixed bonds		XS2748847204	TERNA RETE ELETTRICA TRNIM 3 1/2 01/17/31	EUR	400,000	5,000,000	4,600,000		101.490980	405,963.92	0.01 %
Fixed bonds		XS2607193435	TERNA RETE ELETTRICA TRNIM 3 5/8 04/21/29	EUR	100,000		2,000,000		102.340600	102,340.60	0.00 %
Fixed bonds		XS2798269069	TERNA RETE ELETTRICA TRNIM 4 3/4 PERP	Y EUR	2,400,000	2,400,000			102.121000	2,450,904.00	0.05 %
Fixed bonds		XS2289877941	TESCO CORP TREASURY SERV TSCOLN 0 3/8 07/27/29	EUR	2,350,000				87.887810	2,065,363.54	0.04 %
Fixed bonds		XS2407914394	THERMO FISHER SC FNCE I TMO 0 11/18/25	EUR	2,500,000				96.772000	2,419,300.00	0.04 %
Fixed bonds		XS2366415110	THERMO FISHER SC FNCE I TMO 1 1/8 10/18/33	EUR	400,000				84.410550	337,642.20	0.01 %
Fixed bonds		XS2366415201	THERMO FISHER SC FNCE I TMO 1 5/8 10/18/41	EUR	500,000		4,000,000		74.384740	371,923.70	0.01 %
Fixed bonds		XS1716212243	TITAN GLOBAL FINANCE PLC TITKGA 2 3/8 11/16/24	EUR	1,000,000				99.322000	993,220.00	0.02 %
Fixed bonds		XS2857918804	TOYOTA MOTOR CREDIT CORP TOYOTA 3 5/8 07/15/31	EUR	4,500,000	4,500,000			101.995530	4,589,798.85	0.08 %
Fixed bonds		XS2655865546	TOYOTA MOTOR CREDIT CORP TOYOTA 3.85 07/24/30	EUR	1,800,000		1,500,000		102.932340	1,852,782.12	0.03 %
Fixed bonds		XS2152883406	TRANSURBAN FINANCE CO TCLAU 3 04/08/30	EUR	1,750,000				98.937240	1,731,401.70	0.03 %
Fixed bonds		XS2778764006	TRANSURBAN FINANCE CO TCLAU 3.713 03/12/32	EUR	2,350,000	2,350,000			102.077580	2,398,823.13	0.04 %
Fixed bonds		XS2778764188	TRANSURBAN FINANCE CO TCLAU 3.974 03/12/36	EUR	2,500,000	2,500,000			101.823430	2,545,585.75	0.05 %
Fixed bonds		DE000A3KNP88	TRATON FINANCE LUX SA TRAGR 0 1/8 03/24/25	EUR	1,300,000				98.356000	1,278,628.00	0.02 %
Fixed bonds		DE000A3LWGF9	TRATON FINANCE LUX SA TRAGR 3 3/4 03/27/30	EUR	7,000,000	7,000,000			100.527630	7,036,934.10	0.13 %
Fixed bonds		AT0000A2QS11	UBM DEVELOPMENT AG UBSAV 3 1/8 05/21/26	EUR	4,250,000				89.779000	3,815,607.50	0.07 %
Fixed bonds		CH0520042489	UBS GROUP AG UBS 0 1/4 01/29/26	EUR	2,000,000				98.913000	1,978,260.00	0.04 %
Fixed bonds		CH1142231682	UBS GROUP AG UBS 0 1/4 11/03/26	EUR	2,400,000				96.686410	2,320,473.84	0.04 %
Fixed bonds		CH0483180946	UBS GROUP AG UBS 1 06/24/27	EUR	750,000	750,000			96.524070	723,930.53	0.01 %
Fixed bonds		CH1255915014	UBS GROUP AG UBS 4 3/4 03/17/32	EUR	4,000,000	2,200,000			107.357990	4,294,319.60	0.08 %
Fixed bonds		CH1255915006	UBS GROUP AG UBS 4 5/8 03/17/28	EUR	2,600,000		2,000,000		103.506790	2,691,176.54	0.05 %
Fixed bonds		BE0002784651	UCB SA UCBBB 1 03/30/28	EUR	4,800,000				92.245000	4,427,760.00	0.08 %
Fixed bonds		FR0013369758	UNEDIC UNEDIC 0 7/8 05/25/28	EUR	1,500,000				94.340000	1,415,100.00	0.03 %
Fixed bonds		FR0014002P50	UNEDIC UNEDIC 0.01 05/25/31	EUR	15,000,000				83.855000	12,578,250.00	0.23 %
Fixed bonds		FR0014000UC8	UNIBAIL-RODAMCO-WESTFLD URWFP 0 5/8 05/04/27	EUR	900,000		600,000		94.341870	849,076.83	0.02 %
Fixed bonds		FR0013332988	UNIBAIL-RODAMCO-WESTFLD URWFP 1 1/8 09/15/25	EUR	1,000,000				97.986640	979,866.40	0.02 %
Fixed bonds		FR001400SIM9	UNIBAIL-RODAMCO-WESTFLD URWFP 3 1/2 09/11/29	EUR	3,500,000	3,500,000			100.495000	3,517,325.00	0.06 %
Fixed bonds		DE000HV2AYS3	UNICREDIT BANK AG HVB 0 3/8 01/17/33	EUR	8,000,000				82.998720	6,639,897.60	0.12 %
Fixed bonds		DE000HV2AYD5	UNICREDIT BANK AG HVB 0.01 03/10/31	EUR	7,000,000				84.740050	5,931,803.50	0.11 %
Fixed bonds		DE000HV2AY79	UNICREDIT BANK AG HVB 2 3/4 02/27/26	EUR	11,100,000				100.094880	11,110,531.68	0.20 %
Fixed bonds		AT000B049739	UNICREDIT BK AUSTRIA AG BACA 0 5/8 01/16/26	EUR	1,600,000				97.265640	1,556,250.24	0.03 %
Fixed bonds		IT0005585051	UNICREDIT SPA UCGIM 4 03/05/34	EUR	600,000	600,000			103.276320	619,657.92	0.01 %
Fixed bonds		XS2591848192	UNILEVER FINANCE UNANA 3 1/2 02/23/35	EUR	2,830,000				103.636210	2,932,904.74	0.05 %
Fixed bonds		XS2320759538	VERIZON COMMUNICATIONS VZ 0 3/8 03/22/29	EUR	1,000,000				89.286610	892,866.10	0.02 %
Fixed bonds		XS2176560444	VERIZON COMMUNICATIONS VZ 1.3 05/18/33	EUR	740,000				84.648760	626,400.82	0.01 %
Fixed bonds		XS2550881143	VERIZON COMMUNICATIONS VZ 4 1/4 10/31/30	EUR	5,900,000	2,300,000	700,000		105.773090	6,240,612.31	0.11 %
Fixed bonds		XS2550898204	VERIZON COMMUNICATIONS VZ 4 3/4 10/31/34	EUR	4,500,000		4,000,000		110.693120	4,981,190.40	0.09 %
Fixed bonds		XS2597973812	VESTAS WIND SYSTEMS A/S VWSDC 4 1/8 06/15/26	EUR	6,500,000	1,500,000			101.568680	6,601,964.20	0.12 %
Fixed bonds		XS2725957042	VESTAS WIND SYSTEMS A/S VWSDC 4 1/8 06/15/31	EUR	1,880,000	1,880,000			103.656530	1,948,742.76	0.04 %
Fixed bonds		XS2449928543	VESTAS WIND SYSTEMS FINA VWSDC 1 1/2 06/15/29	EUR	2,400,000				92.847090	2,228,330.16	0.04 %
Fixed bonds		FR001400D8K2	VINCI SA DGFP 3 3/8 10/17/32	EUR	2,400,000				101.476050	2,435,425.20	0.04 %
Fixed bonds		XS2872349613	VODAFONE INTERNAT FINANC VOD 3 3/8 08/01/33	EUR	3,200,000	3,200,000			100.482940	3,215,454.08	0.06 %

Type of security	OGAW/§ 166	ISIN	Security title	Currency	Volume Units/Nom.	Purchases In period under review Units/Nom.	Sales In period under review Units/Nom.	Pool-/ILB Factor	Price	Market value in EUR	Share of fund assets
Fixed bonds		XS2586851300	VODAFONE INTERNAT FINANC VOD 4 02/10/43	EUR	2,150,000				101.722130	2,187,025.80	0.04 %
Fixed bonds		AT0000A27LQ1	VOESTALPINE AG VOEAV 1 3/4 04/10/26	EUR	6,200,000				97.228000	6,028,136.00	0.11 %
Fixed bonds		AT0000A3FA05	VOESTALPINE AG VOEAV 3 3/4 10/03/29	EUR	2,800,000	2,800,000			99.753000	2,793,084.00	0.05 %
Fixed bonds		XS2521820048	VOLVO TREASURY AB VLVY 2 08/19/27	EUR	2,700,000				97.604970	2,635,334.19	0.05 %
Fixed bonds		XS2887185127	VOLVO TREASURY AB VLVY 3 1/8 08/26/27	EUR	5,300,000	5,300,000			100.889140	5,347,124.42	0.10 %
Fixed bonds		XS2887184401	VOLVO TREASURY AB VLVY 3 1/8 08/26/29	EUR	3,300,000	3,300,000			100.587610	3,319,391.13	0.06 %
Fixed bonds		DE000A2R8ND3	VONOVIA SE ANNGR 0 5/8 10/07/27	EUR	1,000,000	1,000,000			93.178880	931,788.80	0.02 %
Fixed bonds		DE000A3MQS64	VONOVIA SE ANNGR 1 7/8 06/28/28	EUR	700,000				95.265180	666,856.26	0.01 %
Fixed bonds		DE000A30VQB2	VONOVIA SE ANNGR 5 11/23/30	EUR	700,000				107.619130	753,333.91	0.01 %
Fixed bonds		SK4000018693	VSEOBECNA UVEROVA BANKA VUBSK 0.01 03/24/26	EUR	9,100,000				95.762740	8,714,409.34	0.16 %
Fixed bonds		XS2830945452	WEBUILD SPA IPGIM 5 3/8 06/20/29	EUR	1,380,000	3,380,000	2,000,000		102.459000	1,413,934.20	0.03 %
Fixed bonds		XS2388390507	WESTPAC BANKING CORP WSTP 0.01 09/22/28	EUR	8,000,000	8,000,000			90.181760	7,214,540.80	0.13 %
Fixed bonds		AT0000A2GLA0	WIENERBERGER AG WIEAV 2 3/4 06/04/25	EUR	9,800,000				99.162000	9,717,876.00	0.18 %
Fixed bonds		AT0000A37249	WIENERBERGER AG WIEAV 4 7/8 10/04/28	EUR	400,000	2,000,000	1,600,000		105.673000	422,692.00	0.01 %
Fixed bonds		XS2530756191	WOLTERS KLUWER NV WKLNA 3 09/23/26	EUR	1,340,000				100.539310	1,347,226.75	0.02 %
Fixed bonds		XS2592516210	WOLTERS KLUWER NV WKLNA 3 3/4 04/03/31	EUR	1,200,000		1,900,000		103.830200	1,245,962.40	0.02 %
Fixed bonds		XS1794084068	WPP FINANCE 2016 WPPLN 1 3/8 03/20/25	EUR	800,000				98.979000	791,832.00	0.01 %
Fixed bonds		XS2010039381	ZF EUROPE FINANCE BV ZFFNGR 2 02/23/26	EUR	400,000				96.549000	386,196.00	0.01 %
Fixed bonds		NL0000120889	AEGON LTD AEGON 0.496 PERP	Y NLG	10,000,000	10,000,000			70.611000	3,204,187.48	0.06 %
Fixed bonds		FR0014001L06	AGENCE FRANCAISE DEVELOP AGFRNC 0 5/8 01/22/26	USD	2,800,000				95.681000	2,396,518.47	0.04 %
Fixed bonds		US031162DP23	AMGEN INC AMGN 5.15 03/02/28	USD	2,000,000				103.289000	1,847,911.26	0.03 %
Fixed bonds		US045167EY59	ASIAN DEVELOPMENT BANK ASIA 0 3/4 10/08/30	USD	1,300,000				84.504000	982,692.55	0.02 %
Fixed bonds		US045167EW93	ASIAN DEVELOPMENT BANK ASIA 0 3/8 09/03/25	USD	6,200,000				96.701000	5,363,146.97	0.10 %
Fixed bonds		US045167FB48	ASIAN DEVELOPMENT BANK ASIA 1 1/2 03/04/31	USD	3,500,000				87.480000	2,738,885.41	0.05 %
Fixed bonds		US045167FF51	ASIAN DEVELOPMENT BANK ASIA 1 1/4 06/09/28	USD	7,500,000				92.060000	6,176,312.73	0.11 %
Fixed bonds		US045167DR18	ASIAN DEVELOPMENT BANK ASIA 1 3/4 08/14/26	USD	2,150,000				96.568000	1,857,243.04	0.03 %
Fixed bonds		US045167EP43	ASIAN DEVELOPMENT BANK ASIA 1 3/4 09/19/29	USD	4,500,000				91.545000	3,685,056.80	0.07 %
Fixed bonds		US045167ER09	ASIAN DEVELOPMENT BANK ASIA 1 7/8 01/24/30	USD	8,000,000				91.606000	6,555,577.42	0.12 %
Fixed bonds		US045167EG44	ASIAN DEVELOPMENT BANK ASIA 2 3/4 01/19/28	USD	4,250,000				97.453000	3,704,940.07	0.07 %
Fixed bonds		US045167DU47	ASIAN DEVELOPMENT BANK ASIA 2 5/8 01/12/27	USD	1,700,000				97.786000	1,487,039.99	0.03 %
Fixed bonds		US045167FN85	ASIAN DEVELOPMENT BANK ASIA 3 1/8 04/27/32	USD	4,500,000				96.063000	3,866,924.59	0.07 %
Fixed bonds		US045167EJ82	ASIAN DEVELOPMENT BANK ASIA 3 1/8 09/26/28	USD	3,000,000				98.438000	2,641,685.30	0.05 %
Fixed bonds		US04517PBT84	ASIAN DEVELOPMENT BANK ASIA 3 7/8 06/14/33	USD	3,400,000				100.205000	3,047,651.85	0.06 %
Fixed bonds		US045167FT55	ASIAN DEVELOPMENT BANK ASIA 3 7/8 09/28/32	USD	3,600,000				100.927000	3,250,176.22	0.06 %
Fixed bonds		US045167FV02	ASIAN DEVELOPMENT BANK ASIA 4 01/12/33	USD	19,000,000				101.072000	17,178,352.27	0.32 %
Fixed bonds		US00206RML32	AT&T INC T 1.7 03/25/26	USD	5,000,000				96.411000	4,312,147.78	0.08 %
Fixed bonds		US05964HAN52	BANCO SANTANDER SA SANTAN 1.722 09/14/27	USD	2,400,000				94.730000	2,033,741.84	0.04 %
Fixed bonds		US05964HAX35	BANCO SANTANDER SA SANTAN 6.527 11/07/27	USD	3,000,000	3,000,000			104.363000	2,800,688.79	0.05 %
Fixed bonds		USC0574BAA64	BANK OF NOVA SCOTIA BNS 1.188 10/13/26	USD	5,000,000				94.707000	4,235,933.45	0.08 %
Fixed bonds		US06738EBU82	BARCLAYS PLC BACR 2.279 11/24/27	USD	2,700,000				95.434000	2,304,962.88	0.04 %
Fixed bonds		BE6322164920	BELGIUM KINGDOM BELG 1 05/28/30	USD	2,300,000				85.835000	1,765,994.27	0.03 %
Fixed bonds		USU09513JJ95	BMW US CAPITAL LLC BMW 3 1/4 04/01/25	USD	1,100,000				99.228000	976,391.45	0.02 %
Fixed bonds		XS2259866577	BNG BANK NV BNG 0 1/2 11/24/25	USD	2,700,000				96.069000	2,320,299.67	0.04 %
Fixed bonds		XS2624016932	BNG BANK NV BNG 3 1/2 05/19/28	USD	4,000,000				99.436000	3,557,956.88	0.07 %
Fixed bonds		US09659X2U58	BNP PARIBAS BNP 5 1/8 01/13/29	USD	2,500,000				102.130000	2,283,969.94	0.04 %
Fixed bonds		US05584KAK43	BPCE SA BPCEGP 2.045 10/19/27	USD	2,250,000				94.837000	1,908,786.56	0.04 %
Fixed bonds		US110122EF17	BRISTOL-MYERS SQUIBB CO BMY 4.9 02/22/29	USD	3,400,000	3,400,000			103.516000	3,148,353.16	0.06 %

Type of security	OGAW/§ 166	ISIN	Security title	Currency	Volume Units/Nom.	Purchases In period under review Units/Nom.	Sales	Pool-/ ILB Factor	Price	Market value in EUR	Share of fund assets
Fixed bonds		US110709AE21	BRITISH COLUMBIA PROV OF BRCOL 1.3 01/29/31	USD	12,300,000				85.539000	9,411,662.04	0.17 %
Fixed bonds		US11070TAM09	BRITISH COLUMBIA PROV OF BRCOL 4.2 07/06/33	USD	6,500,000	3,500,000			100.488000	5,842,848.20	0.11 %
Fixed bonds		US110709DL37	BRITISH COLUMBIA PROV OF BRCOL 6 1/2 01/15/26	USD	1,900,000				103.147000	1,753,102.25	0.03 %
Fixed bonds		XS2233264550	CAISSE D'AMORT DETTE SOC CADES 0 3/8 09/23/25	USD	4,500,000				96.408000	3,880,812.24	0.07 %
Fixed bonds		XS2300334476	CAISSE D'AMORT DETTE SOC CADES 0 5/8 02/18/26	USD	3,800,000				95.528000	3,247,217.10	0.06 %
Fixed bonds		XS2247546711	CAISSE D'AMORT DETTE SOC CADES 1 10/21/30	USD	5,500,000				84.964000	4,180,177.12	0.08 %
Fixed bonds		XS2436433333	CAISSE D'AMORT DETTE SOC CADES 2 1/8 01/26/32	USD	12,000,000				88.871000	9,539,779.94	0.18 %
Fixed bonds		XS2823927632	CAISSE D'AMORT DETTE SOC CADES 4 1/2 05/22/29	USD	3,600,000	3,600,000			103.074000	3,319,316.58	0.06 %
Fixed bonds		XS2753427421	CAISSE D'AMORT DETTE SOC CADES 4 1/4 01/24/27	USD	3,700,000	3,700,000			101.056000	3,344,728.51	0.06 %
Fixed bonds		US427028AB18	CANADA GOVERNMENT CANADA 0 3/4 05/19/26	USD	9,000,000				95.280000	7,670,811.34	0.14 %
Fixed bonds		US135087Q560	CANADA GOVERNMENT CANADA 3 3/4 04/26/28	USD	9,000,000				100.687000	8,106,118.62	0.15 %
Fixed bonds		US74977SDN99	COOPERATIEVE RABOBANK UA RABOBK 3.649 04/06/28	USD	2,000,000				98.211000	1,757,062.35	0.03 %
Fixed bonds		USU2340BAF41	DAIMLER TRUCK FINAN NA DTRGR 2 12/14/26	USD	1,600,000				95.263000	1,363,456.48	0.03 %
Fixed bonds		US29874QEG55	EUROPEAN BK RECON & DEV EBRD 0 1/2 05/19/25	USD	2,700,000		900,000		97.642000	2,358,291.44	0.04 %
Fixed bonds		US298785JH03	EUROPEAN INVESTMENT BANK EIB 0 3/4 09/23/30	USD	4,000,000				84.736000	3,031,970.66	0.06 %
Fixed bonds		US298785JK32	EUROPEAN INVESTMENT BANK EIB 0 3/8 03/26/26	USD	10,000,000				95.086000	8,505,769.75	0.16 %
Fixed bonds		US298785JL15	EUROPEAN INVESTMENT BANK EIB 1 1/4 02/14/31	USD	4,500,000				86.290000	3,473,521.78	0.06 %
Fixed bonds		US298785JN70	EUROPEAN INVESTMENT BANK EIB 1 5/8 05/13/31	USD	2,500,000				88.024000	1,968,512.39	0.04 %
Fixed bonds		US298785JA59	EUROPEAN INVESTMENT BANK EIB 1 5/8 10/09/29	USD	4,800,000				90.996000	3,907,154.49	0.07 %
Fixed bonds		US298785JV96	EUROPEAN INVESTMENT BANK EIB 3 3/4 02/14/33	USD	20,000,000				99.438000	17,790,142.23	0.33 %
Fixed bonds		US298785KA31	EUROPEAN INVESTMENT BANK EIB 4 1/8 02/13/34	USD	8,000,000	8,000,000			102.058000	7,303,551.30	0.13 %
Fixed bonds		US298785DV50	EUROPEAN INVESTMENT BANK EIB 4 7/8 02/15/36	USD	2,000,000				108.603000	1,942,982.38	0.04 %
Fixed bonds		US459200KM24	IBM CORP IBM 2.2 02/09/27	USD	2,800,000				95.900000	2,402,003.76	0.04 %
Fixed bonds		US459200KW06	IBM CORP IBM 4 1/2 02/06/26	USD	3,360,000				100.550000	3,022,166.56	0.06 %
Fixed bonds		US459200KX88	IBM CORP IBM 4 1/2 02/06/28	USD	1,850,000				101.501000	1,679,728.51	0.03 %
Fixed bonds		USN4580HAC18	ING GROEP NV INTNED 1.4 07/01/26	USD	800,000				97.475000	697,557.92	0.01 %
Fixed bonds		USN4580HAA51	ING GROEP NV INTNED 4 5/8 01/06/26	USD	1,500,000				100.273000	1,345,464.71	0.02 %
Fixed bonds		US4581X0DQ82	INTER-AMERICAN DEVEL BK IADB 0 5/8 09/16/27	USD	4,500,000				91.760000	3,693,711.42	0.07 %
Fixed bonds		US4581X0DS49	INTER-AMERICAN DEVEL BK IADB 1 1/8 01/13/31	USD	4,200,000				85.608000	3,216,330.62	0.06 %
Fixed bonds		US4581X0EJ31	INTER-AMERICAN DEVEL BK IADB 3 1/2 04/12/33	USD	7,000,000				97.450000	6,102,066.37	0.11 %
Fixed bonds		US4581X0EF19	INTER-AMERICAN DEVEL BK IADB 3 1/2 09/14/29	USD	18,800,000	7,000,000			99.504000	16,733,833.08	0.31 %
Fixed bonds		US4581X0DC96	INTER-AMERICAN DEVEL BK IADB 3 1/8 09/18/28	USD	2,700,000				98.385000	2,376,236.69	0.04 %
Fixed bonds		US4581X0EL86	INTER-AMERICAN DEVEL BK IADB 4 1/2 09/13/33	USD	6,000,000	3,500,000			104.736000	5,621,397.26	0.10 %
Fixed bonds		US4581X0EN43	INTER-AMERICAN DEVEL BK IADB 4 1/8 02/15/29	USD	8,500,000	8,500,000			102.099000	7,763,140.71	0.14 %
Fixed bonds		US459058JC89	INTL BK RECON & DEVELOP IBRD 0 7/8 05/14/30	USD	12,000,000				86.069000	9,239,001.70	0.17 %
Fixed bonds		US459058JX27	INTL BK RECON & DEVELOP IBRD 0 7/8 07/15/26	USD	4,300,000				95.182000	3,661,173.63	0.07 %
Fixed bonds		US459058HJ50	INTL BK RECON & DEVELOP IBRD 1 3/4 10/23/29	USD	7,000,000				91.407000	5,723,669.38	0.11 %
Fixed bonds		US459058KA05	INTL BK RECON & DEVELOP IBRD 1 5/8 11/03/31	USD	28,000,000	10,000,000			86.982000	21,786,349.41	0.40 %
Fixed bonds		US45906M3D11	INTL BK RECON & DEVELOP IBRD 2 1/2 03/29/32	USD	4,000,000				92.100000	3,295,464.71	0.06 %
Fixed bonds		US459058GE72	INTL BK RECON & DEVELOP IBRD 2 1/2 11/22/27	USD	4,100,000				96.841000	3,551,731.82	0.07 %
Fixed bonds		US45905VHX73	INTL FINANCE CORP IFC 2 1/8 04/07/26	USD	3,300,000				97.523000	2,878,843.37	0.05 %
Fixed bonds		US465410CA47	ITALY GOV'T INT BOND ITALY 1 1/4 02/17/26	USD	3,600,000				95.994000	3,091,317.65	0.06 %
Fixed bonds		US500769JF20	KFW KFW 0 3/8 07/18/25	USD	6,700,000				97.087000	5,818,793.27	0.11 %
Fixed bonds		US500769JD71	KFW KFW 1 3/4 09/14/29	USD	4,700,000				91.607000	3,851,443.78	0.07 %
Fixed bonds		US500769HS68	KFW KFW 2 7/8 04/03/28	USD	5,500,000				97.726000	4,808,059.75	0.09 %
Fixed bonds		US500769KD52	KFW KFW 4 3/8 02/28/34	USD	22,000,000	22,000,000			104.150000	20,496,466.59	0.38 %
Fixed bonds		XS2228393356	KOMMUNALBANKEN AS KBN 0 3/8 09/11/25	USD	1,800,000				96.569000	1,554,917.26	0.03 %

Type of security	OGAW/§ 166	ISIN	Security title	Currency	Volume Units/Nom.	Purchases In period under review Units/Nom.	Sales Units/Nom.	Pool-/ILB Factor	Price	Market value in EUR	Share of fund assets
Fixed bonds		XS2189767515	KOMMUNALBANKEN AS KBN 1 1/8 06/14/30	USD	11,100,000				86.527000	8,591,552.91	0.16 %
Fixed bonds		XS2753542104	KOMMUNALBANKEN AS KBN 4 1/4 01/24/29	USD	12,500,000	12,500,000			102.177000	11,425,105.11	0.21 %
Fixed bonds		XS2270152098	L-BANK BW FOERDERBANK LBANK 0 1/2 12/08/25	USD	3,500,000				95.957000	3,004,289.29	0.06 %
Fixed bonds		XS2333676729	LAND NORDRHEIN-WESTFALEN NRW 1 04/21/26	USD	1,800,000				95.627000	1,539,749.53	0.03 %
Fixed bonds		DE000LB2ZTL3	LB BADEN-WUERTTEMBERG LBBW 2 02/24/25	USD	3,500,000				98.946000	3,097,871.01	0.06 %
Fixed bonds		US53522KAB98	LINDE INC/CT LIN 4.7 12/05/25	USD	2,500,000				100.757000	2,253,265.05	0.04 %
Fixed bonds		US563469UY98	MANITOBA (PROVINCE OF) MP 1 1/2 10/25/28	USD	3,000,000				91.830000	2,464,352.80	0.05 %
Fixed bonds		XS2351159996	NEDER FINANCIERINGS-MAAT NEDFIN 0 7/8 06/15/26	USD	8,000,000				95.039000	6,801,252.35	0.13 %
Fixed bonds		XS22625251905	NEDER WATERSCHAPSBANK NEDWBK 0 1/2 12/02/25	USD	4,000,000				95.985000	3,434,475.36	0.06 %
Fixed bonds		XS2180643889	NEDER WATERSCHAPSBANK NEDWBK 1 05/28/30	USD	4,000,000				86.006000	3,077,413.01	0.06 %
Fixed bonds		XS1386139841	NEDER WATERSCHAPSBANK NEDWBK 2 3/8 03/24/26	USD	3,400,000				97.840000	2,975,722.34	0.05 %
Fixed bonds		USJ5539RAC82	NTT FINANCE CORP NTT 1.162 04/03/26	USD	7,500,000				95.487000	6,406,230.43	0.12 %
Fixed bonds		US676167CB35	OEKB OEST. KONTROLLBANK OKB 0 3/8 09/17/25	USD	8,000,000				96.528000	6,907,809.29	0.13 %
Fixed bonds		US676167CL17	OEKB OEST. KONTROLLBANK OKB 4 1/8 01/18/29	USD	5,250,000	5,250,000			101.789000	4,780,322.48	0.09 %
Fixed bonds		US683234AS74	ONTARIO (PROVINCE OF) ONT 0 5/8 01/21/26	USD	1,900,000				95.750000	1,627,381.70	0.03 %
Fixed bonds		US683234AR91	ONTARIO (PROVINCE OF) ONT 1 1/8 10/07/30	USD	5,200,000				85.504000	3,977,285.98	0.07 %
Fixed bonds		US683234AT57	ONTARIO (PROVINCE OF) ONT 1.05 04/14/26	USD	4,500,000				95.822000	3,857,223.37	0.07 %
Fixed bonds		US683234FH23	ONTARIO (PROVINCE OF) ONT 1.6 02/25/31	USD	5,000,000				86.935000	3,888,317.38	0.07 %
Fixed bonds		US683234FJ88	ONTARIO (PROVINCE OF) ONT 1.8 10/14/31	USD	5,300,000				86.931000	4,121,426.78	0.08 %
Fixed bonds		US683234ADP66	ONTARIO (PROVINCE OF) ONT 2 1/2 04/27/26	USD	1,000,000				97.900000	875,749.17	0.02 %
Fixed bonds		US683234AU21	ONTARIO (PROVINCE OF) ONT 2 1/8 01/21/32	USD	6,000,000				88.549000	4,752,607.57	0.09 %
Fixed bonds		US683234FG40	ONTARIO (PROVINCE OF) ONT 2 10/02/29	USD	7,000,000				91.859000	5,751,972.45	0.11 %
Fixed bonds		US683234FF66	ONTARIO (PROVINCE OF) ONT 2.3 06/15/26	USD	3,300,000				97.419000	2,875,773.32	0.05 %
Fixed bonds		US642869AM37	PROV OF NEW BRUNSWICK NBRNS 3 5/8 02/24/28	USD	13,600,000				99.185000	12,066,517.58	0.22 %
Fixed bonds		US748148SC86	PROVINCE OF QUEBEC Q 0.6 07/23/25	USD	2,900,000				97.181000	2,521,020.66	0.05 %
Fixed bonds		US748148SB04	PROVINCE OF QUEBEC Q 1.35 05/28/30	USD	9,700,000				87.521000	7,594,182.84	0.14 %
Fixed bonds		US748149AR21	PROVINCE OF QUEBEC Q 1.9 04/21/31	USD	7,500,000				88.320000	5,925,395.83	0.11 %
Fixed bonds		US748149AJ05	PROVINCE OF QUEBEC Q 2 1/2 04/20/26	USD	2,000,000				97.943000	1,752,267.64	0.03 %
Fixed bonds		US748149AN17	PROVINCE OF QUEBEC Q 2 3/4 04/12/27	USD	11,800,000				97.655000	10,307,979.25	0.19 %
Fixed bonds		US748148M915	PROVINCE OF QUEBEC Q 4 1/2 04/03/29	USD	5,700,000	5,700,000			102.984000	5,250,995.62	0.10 %
Fixed bonds		US748148SF18	PROVINCE OF QUEBEC Q 4 1/4 09/05/34	USD	1,800,000	1,800,000			100.752000	1,622,270.33	0.03 %
Fixed bonds		US803854KQ02	PROVINCE OF SASKATCHEWAN SCDA 3 1/4 06/08/27	USD	5,200,000				98.903000	4,600,551.03	0.08 %
Fixed bonds		XS2635185437	REPUBLIC OF SLOVENIA SLOVEN 5 09/19/33	USD	6,400,000	3,100,000			104.241000	5,967,818.23	0.11 %
Fixed bonds		USC7976PAC08	ROYAL BANK OF CANADA RY 1.05 09/14/26	USD	5,200,000				94.615000	4,401,091.33	0.08 %
Fixed bonds		USN82008AX66	SIEMENS FINANCIERINGSMAT SIEGR 1.2 03/11/26	USD	3,000,000				96.155000	2,580,418.64	0.05 %
Fixed bonds		US83368TBG22	SOCIETE GENERALE SOCGEN 2.226 01/21/26	USD	1,100,000				99.055000	974,689.15	0.02 %
Fixed bonds		US00254EMZ24	SWEDISH EXPORT CREDIT SEK 0 5/8 05/14/25	USD	2,200,000				97.701000	1,922,731.91	0.04 %
Fixed bonds		US87938WAT09	TELEFONICA EMISIONES SAU TELEFO 4.103 03/08/27	USD	1,392,000		1,608,000		99.632000	1,240,609.57	0.02 %
Fixed bonds		USC8888MTC21	TORONTO-DOMINION BANK TD 3.301 04/20/27	USD	4,100,000				98.295000	3,605,058.59	0.07 %
Fixed bonds		US89236TJZ93	TOYOTA MOTOR CREDIT CORP TOYOTA 3.05 03/22/27	USD	2,600,000				98.124000	2,282,157.62	0.04 %
Fixed bonds		US89236TKT15	TOYOTA MOTOR CREDIT CORP TOYOTA 4.45 05/18/26	USD	1,700,000				100.796000	1,532,813.31	0.03 %
Fixed bonds		USH42097CM73	UBS GROUP AG UBS 1.494 08/10/27	USD	4,000,000				94.531000	3,382,449.24	0.06 %
Fixed bonds		US92343VES97	VERIZON COMMUNICATIONS VZ 3 7/8 02/08/29	USD	7,000,000	2,300,000			98.774000	6,184,971.82	0.11 %
Floater		NL0000116150	AEGON LTD AEGON FLOAT PERP	Y EUR	6,900,000	3,400,000			79.760000	5,503,440.00	0.10 %
Floater		XS0203470157	AXA SA AXASA FLOAT PERP	Y EUR	8,400,000				92.650000	7,782,600.00	0.14 %
Floater		XS0212581564	BANQUE FED CRED MUTUEL BFCM FLOAT PERP	Y EUR	3,281,000		2,219,000		91.749000	3,010,284.69	0.06 %
Floater		XS0207764712	BANQUE FED CRED MUTUEL BFCM FLOAT PERP	Y EUR	309,000				92.625000	286,211.25	0.01 %

Type of security	OGAW/§ 166	ISIN	Security title	Currency	Volume Units/Nom.	Purchases In period under review Units/Nom.	Sales Units/Nom.	Pool-/ILB Factor	Price	Market value in EUR	Share of fund assets
Floater		XS2616008038	SIKA CAPITAL BV SIKASW FLOAT 11/01/24	EUR	600,000				100.020000	600,120.00	0.01 %
Floater		DE000A3LNFJ2	TRATON FINANCE LUX SA TRAGR FLOAT 09/18/25	EUR	4,500,000	4,500,000			100.498000	4,522,410.00	0.08 %
Step up bonds		XS2069407786	CPI PROPERTY GROUP SA CPIPGR 1 5/8 04/23/27	EUR	1,000,000	1,000,000			93.461000	934,610.00	0.02 %
Total licensed securities admitted to trading on the official market or another regulated market										5,340,243,805.20	98.20 %
Total securities										5,340,243,805.20	98.20 %
Future on bonds		FGBM20241206	EURO-BOBL FUTURE Dec24 OEZ4	EUR	250				119.970000	315,000.00	0.01 %
Future on bonds		FGBL20241206	EURO-BUND FUTURE Dec24 RXZ4	EUR	80				134.810000	39,200.00	0.00 %
Future on bonds		FGBL20241206	EURO-BUND FUTURE Dec24 RXZ4	EUR	60				134.810000	35,400.00	0.00 %
Future on bonds		FGBL20241206	EURO-BUND FUTURE Dec24 RXZ4	EUR	778				134.810000	1,454,860.00	0.03 %
Future on bonds		FGBX20241206	EURO-BUXL 30Y BND Dec24 UBZ4	EUR	-60				135.920000	-141,600.00	-0.00 %
Future on bonds		FGBS20241206	EURO-SCHATZ FUT Dec24 DUZ4	EUR	1,102				107.135000	628,140.00	0.01 %
Future on bonds		FTN120241219	US 10YR NOTE (CBT)Dec24 TYZ4 PIT	USD	-83				114.734375	-17,401.49	-0.00 %
Future on bonds		FTN120241219	US 10YR NOTE (CBT)Dec24 TYZ4 PIT	USD	-277				114.734375	-201,326.14	-0.00 %
Total financial futures¹										2,112,272.37	0.04 %
Bank balances/liabilities											
				EUR						73,518,870.89	1.35 %
				JPY						4,926.12	0.00 %
				USD						1,652,719.62	0.03 %
Total bank balances/liabilities										75,176,516.63	1.38 %
Accruals and deferrals											
Interest claims (on securities and bank balances)										25,144,976.66	0.46 %
Dividends receivable										2,211,758.36	0.04 %
Total accruals and deferrals										27,356,735.02	0.50 %
Other items											
Various fees										-6,581,204.88	-0.12 %
Total other items										-6,581,204.88	-0.12 %
Total fund assets										5,438,308,124.32	100.00 %

ISIN	Income class	Currency	Net asset value per unit	Units in circulation
AT0000A1G2L0	I income-distributing	EUR	109.99	834,604.633
AT0000A2E091	S income-distributing	EUR	119.94	223,401.230
AT0000859517	R income-distributing	EUR	103.02	2,626,078.917
AT0000A1TWK1	RZ income-distributing	EUR	131.88	692,299.673
AT0000A2SL08	RD income-distributing	EUR	98.90	33,048.478

ISIN	Income class		Currency	Net asset value per unit	Units in circulation
AT0000805361	R	income-retaining	EUR	138.14	10,981,863.786
AT0000A1TWTJ3	RZ	income-retaining	EUR	138.68	4,725,703.847
AT0000A1VG68	I	full income-retaining (outside Austria)	EUR	117.73	1,303,554.563
AT0000785381	R	full income-retaining (outside Austria)	EUR	150.09	16,629,912.914
AT0000A1TTLW9	RZ	full income-retaining (outside Austria)	EUR	140.23	943,773.325
AT0000A2SL16	RD	full income-retaining (outside Austria)	EUR	100.96	1,854.000

Frozen securities forming part of the portfolio of investments (securities lending transactions)

ISIN	Security title	Currency	Volume Sep 30, 2024
FR0014001EW8	ALSTOM SA ALOFP 0 01/11/29	EUR	3,800,000
DE0001102580	BUNDESREPUB. DEUTSCHLAND DBR 0 02/15/32	EUR	2,600,000
DE0001102606	BUNDESREPUB. DEUTSCHLAND DBR 1.7 08/15/32	EUR	10,000,000
DE0001135275	BUNDESREPUB. DEUTSCHLAND DBR 4 01/04/37	EUR	29,500,000
FR00140006K7	CAISSE FRANCAISE DE FIN CAFFIL 0.01 10/19/35	EUR	1,100,000
XS2351382473	DERICHEBOURG DBGFP 2 1/4 07/15/28	EUR	500,000
EU000A3K4EW6	EUROPEAN UNION EU 2 7/8 12/06/27	EUR	10,000,000
XS1853999313	IGNITIS GRUPE AB LIEENE 1 7/8 07/10/28	EUR	500,000
XS2906211946	IREN SPA IREIM 3 5/8 09/23/33	EUR	800,000
DE000A2LQSH4	KFW KFW 0 3/4 06/28/28	EUR	4,500,000
XS2698047771	KFW KFW 3 1/4 03/24/31	EUR	12,400,000
DE000A2E4GS9	LAND NIEDERSACHSEN NIESA 0 5/8 07/06/27	EUR	500,000
XS2459163619	LANXESS AG LXSGR 1 3/4 03/22/28	EUR	3,300,000
FR0014003067	REGION OF ILE DE FRANCE IDF 0 04/20/28	EUR	3,000,000
BE0002816974	REGION WALLONNE WALLOO 0 3/8 10/22/31	EUR	1,900,000
FR0013451416	RENAULT SA RENAUL 1 1/8 10/04/27	EUR	400,000
AT0000A2NWX83	REPUBLIC OF AUSTRIA RAGB 0 02/20/31	EUR	9,000,000
XS2420426038	REPUBLIC OF LATVIA LATVIA 0 1/4 01/23/30	EUR	2,900,000
XS2841247583	REPUBLIC OF LITHUANIA LITHUN 3 1/2 07/03/31	EUR	5,500,000
XS2898762864	SES SA SESGFP 5 1/2 09/12/54	EUR	900,000
XS2156787090	SSE PLC SSELN 1 1/4 04/16/25	EUR	800,000
FR001400M2G2	TELEPERFORMANCE RCFPP 5 3/4 11/22/31	EUR	3,100,000
AT0000A27LQ1	VOESTALPINE AG VOEAV 1 3/4 04/10/26	EUR	3,000,000
DE000A30VQB2	VONOVIA SE ANNGR 5 11/23/30	EUR	700,000
US045167FB48	ASIAN DEVELOPMENT BANK ASIA 1 1/2 03/04/31	USD	3,300,000
US045167EP43	ASIAN DEVELOPMENT BANK ASIA 1 3/4 09/19/29	USD	1,500,000
US110709DL37	BRITISH COLUMBIA PROV OF BRCOL 6 1/2 01/15/26	USD	500,000
US298785JV96	EUROPEAN INVESTMENT BANK EIB 3 3/4 02/14/33	USD	18,400,000
US4581X0DQ82	INTER-AMERICAN DEVEL BK IADB 0 5/8 09/16/27	USD	700,000
US4581X0EF19	INTER-AMERICAN DEVEL BK IADB 3 1/2 09/14/29	USD	6,000,000
US4581X0EL86	INTER-AMERICAN DEVEL BK IADB 4 1/2 09/13/33	USD	6,000,000
US500769HS68	KFW KFW 2 7/8 04/03/28	USD	5,500,000
XS2635185437	REPUBLIC OF SLOVENIA SLOVEN 5 09/19/33	USD	500,000

Exchange rates

Foreign currency assets were converted into EUR on the basis of the exchange rates applicable on Sep 27, 2024

Currency		Price (1 EUR =)
Canadian Dollars	CAD	1.507400

financial year Oct 1, 2023 – Sep 30, 2024

Raiffeisen Sustainable Mix

Currency		Price (1 EUR =)
Swiss Francs	CHF	0.941250
Danish Kroner	DKK	7.456650
British Pound	GBP	0.833800
Japanese Yen	JPY	159.714350
Dutch Guilders	NLG	2.203710
Norwegian Kroner	NOK	11.723500
Swedish Krona	SEK	11.266500
US Dollars	USD	1.117900

Securities purchases and sales during the period under review not listed under the portfolio of assets:

Type of security	OGAW/§ 166	ISIN	Security title	Currency	Purchases Additions	Sales Disposals
Equities		CA3759161035	GILDAN ACTIVEWEAR INC GIL	CAD		670,411
Equities		GB0030913577	BT GROUP PLC BT/A	GBP		14,366,840
Equities		GB00B1CRLC47	MONDI PLC MNDI	GBP		704,050
Equities		JP3942400007	ASTELLAS PHARMA INC 4503	JPY		2,020,860
Equities		JP3419400001	SEKISUI CHEMICAL CO LTD 4204	JPY		1,759,275
Equities		US2372661015	DARLING INGREDIENTS INC DAR	USD		308,900
Equities		NL0009538784	NXP SEMICONDUCTORS NV NXPI	USD		156,850
Equities		US83417M1045	SOLAREEDGE TECHNOLOGIES INC SEDG	USD		67,800
Fixed bonds		XS2583205906	AZA SPA AEMSPA 4 3/8 02/03/34	EUR		1,280,000
Fixed bonds		XS2575556589	ABB FINANCE BV ABBNVX 3 3/8 01/16/31	EUR		1,800,000
Fixed bonds		XS2292487076	ACEA SPA ACEIM 0 1/4 07/28/30	EUR		1,000,000
Fixed bonds		NL0000120889	AEGON LTD AEGON 0.496 PERP	EUR	10,000,000	
Fixed bonds		FR0013365376	AGENCE FRANCAISE DEVELOP AGFRNC 0 1/2 10/31/25	EUR		2,000,000
Fixed bonds		FR0013190188	AGENCE FRANCAISE DEVELOP AGFRNC 0 1/4 07/21/26	EUR		1,900,000
Fixed bonds		XS2003442436	AIB GROUP PLC AIB 1 1/4 05/28/24	EUR		1,000,000
Fixed bonds		XS2166122304	AIR PRODUCTS & CHEMICALS APD 0 1/2 05/05/28	EUR		900,000
Fixed bonds		XS2595036554	AIR PRODUCTS & CHEMICALS APD 4 03/03/35	EUR		920,000
Fixed bonds		XS2156598281	AKZO NOBEL NV AKZANA 1 5/8 04/14/30	EUR		700,000
Fixed bonds		DE000A3E5TR0	ALLIANZ SE ALVGR 2.6 PERP	EUR		3,400,000
Fixed bonds		DE000A351U49	ALLIANZ SE ALVGR 5.824 07/25/53	EUR		1,400,000
Fixed bonds		XS2421195848	AROUNDTOWN SA ARNDTN 0 3/8 04/15/27	EUR		2,200,000
Fixed bonds		XS2328980979	ASAHI GROUP HOLDINGS LTD ASABRE 0.01 04/19/24	EUR		3,700,000
Fixed bonds		XS1701458017	AUTOBAHN SCHNELL AG ASFING 0 1/4 10/18/24	EUR		900,000
Fixed bonds		XS2636745882	AUTOSTRAD PER L'ITALIA ATOSTR 5 1/8 06/14/33	EUR		1,000,000
Fixed bonds		FR0013499977	AXA BANK EUROPE SCF CRLNCB 0 1/8 10/01/24	EUR		4,000,000
Fixed bonds		XS2080317832	BALL CORP BALL 0 7/8 03/15/24	EUR		5,180,000
Fixed bonds		XS2353366268	BANCO DE SABADELL SA SABSM 0 7/8 06/16/28	EUR		3,100,000
Fixed bonds		XS2286011528	BANCO DE SABADELL SA SABSM 2 1/2 04/15/31	EUR		1,600,000
Fixed bonds		XS2324321285	BANCO SANTANDER SA SANTAN 0 1/2 03/24/27	EUR		2,800,000
Fixed bonds		XS2705604077	BANCO SANTANDER SA SANTAN 4 5/8 10/18/27	EUR	4,200,000	4,200,000
Fixed bonds		PTBSPHOM0027	BANCO SANTANDER TOTTA SA SANTAN 3 1/4 02/15/31	EUR	3,500,000	3,500,000
Fixed bonds		XS2015267953	BANQUE STELLANTIS FRANCE BSTLAF 0 5/8 06/21/24	EUR		700,000
Fixed bonds		XS2356569736	BAYERISCHE LANDESBANK BYLAN 1 09/23/31	EUR	1,600,000	4,800,000
Fixed bonds		XS2625968347	BMW FINANCE NV BMW 3 1/4 07/22/30	EUR		3,800,000
Fixed bonds		XS2698773913	BMW FINANCE NV BMW 4 1/8 10/04/33	EUR	2,000,000	2,000,000
Fixed bonds		FR001400AJY0	BOUYGUES SA ENFP 3 1/4 06/30/37	EUR		5,700,000
Fixed bonds		FR001400IG37	BPCE SA BPCEGP 0 1/4 01/14/31	EUR		1,600,000

financial year Oct 1, 2023 – Sep 30, 2024

Raiffeisen Sustainable Mix

Type of security	OGAW/§ 166	ISIN	Security title	Currency		Purchases Additions	Sales Disposals
Fixed bonds		FR0013509726	BPCE SA BPCEGP 0 5/8 04/28/25	EUR			3,700,000
Fixed bonds		FR001400E797	BPCE SA BPCEGP 4 11/29/32	EUR			4,000,000
Fixed bonds		DE0001102465	BUNDESREPUB. DEUTSCHLAND DBR 0 1/4 02/15/29	EUR		8,000,000	35,000,000
Fixed bonds		DE000BU22007	BUNDESSCHATZANWEISUNGEN BKO 2 1/2 03/13/25	EUR		10,000,000	10,000,000
Fixed bonds		IT0005358806	BUONI POLIENNALI DEL TES BTPS 3.35 03/01/35	EUR		35,000,000	35,000,000
Fixed bonds		IT0005584856	BUONI POLIENNALI DEL TES BTPS 3.85 07/01/34	EUR		71,000,000	71,000,000
Fixed bonds		IT0005518128	BUONI POLIENNALI DEL TES BTPS 4.4 05/01/33	EUR			3,000,000
Fixed bonds		FR0011521319	CAISSE D'AMORT DETTE SOC CADES 2 3/8 01/25/24	EUR			10,000
Fixed bonds		FR0013511615	CAISSE FRANCAISE DE FIN CAFFIL 0.01 05/07/25	EUR			2,300,000
Fixed bonds		XS1991125896	CANADIAN IMPERIAL BANK CM 0 3/8 05/03/24	EUR			6,100,000
Fixed bonds		XS2696089197	CARLSBERG BREWERIES A/S CARLB 4 1/4 10/05/33	EUR			2,100,000
Fixed bonds		XS2723577149	CARRIER GLOBAL CORP CARR 4 1/2 11/29/32	EUR		1,300,000	1,300,000
Fixed bonds		XS2723575879	CARRIER GLOBAL CORP CARR 4 1/8 05/29/28	EUR		2,200,000	2,200,000
Fixed bonds		XS2517103334	CIE DE SAINT-GOBAIN SA SGOF 2 5/8 08/10/32	EUR			1,100,000
Fixed bonds		XS2481287808	COLOPLAST FINANCE BV COLOB 2 1/4 05/19/27	EUR			2,100,000
Fixed bonds		DE000CZ43ZB3	COMMERZBANK AG CMZB 4 5/8 03/21/28	EUR			3,000,000
Fixed bonds		DE000CZ43ZN8	COMMERZBANK AG CMZB 5 1/8 01/18/30	EUR			1,400,000
Fixed bonds		ES0000101651	COMMUNITY OF MADRID SPAI MADRID 1.826 04/30/25	EUR			2,300,000
Fixed bonds		XS1622193248	COOPERATIEVE RABOBANK UA RABOBK 0 1/4 05/31/24	EUR			1,100,000
Fixed bonds		XS1956955980	COOPERATIEVE RABOBANK UA RABOBK 0 5/8 02/27/24	EUR			1,100,000
Fixed bonds		XS2290544068	CPI PROPERTY GROUP SA CPIPGR 1 1/2 01/27/31	EUR		1,800,000	2,800,000
Fixed bonds		XS2432162654	CPI PROPERTY GROUP SA CPIPGR 1 3/4 01/14/30	EUR		1,100,000	2,100,000
Fixed bonds		XS2815976126	CPI PROPERTY GROUP SA CPIPGR 7 05/07/29	EUR		2,400,000	2,400,000
Fixed bonds		FR0013508512	CREDIT AGRICOLE SA ACAFP 1 04/22/26	EUR			1,000,000
Fixed bonds		FR001400CEQ3	CREDIT AGRICOLE SA ACAFP 2 1/2 08/29/29	EUR			4,500,000
Fixed bonds		FR001400N2M9	CREDIT AGRICOLE SA ACAFP 3 3/4 01/22/34	EUR		2,500,000	2,500,000
Fixed bonds		FR001400KDS4	CREDIT AGRICOLE SA ACAFP 5 1/2 08/28/33	EUR			4,000,000
Fixed bonds		XS1328173080	CRH FUNDING CRHID 1 7/8 01/09/24	EUR			600,000
Fixed bonds		XS2541394750	DEUTSCHE BAHN FIN GMBH DBHNGR 3 7/8 10/13/42	EUR			2,600,000
Fixed bonds		XS2722190795	DEUTSCHE BAHN FIN GMBH DBHNGR 4 11/23/43	EUR		1,200,000	1,200,000
Fixed bonds		XS2644423035	DHL GROUP AG DHLGR 3 3/8 07/03/33	EUR			1,900,000
Fixed bonds		XS2079723552	DNB BANK ASA DNBNO 0.05 11/14/23	EUR			8,550,000
Fixed bonds		XS2458285355	DSV FINANCE BV DSVDC 1 3/8 03/16/30	EUR			550,000
Fixed bonds		XS2656464844	ENERGIA GROUP ROI ENRGRP 6 7/8 07/31/28	EUR			3,600,000
Fixed bonds		XS2463990775	EQT AB EQTSS 2 7/8 04/06/32	EUR			2,250,000
Fixed bonds		XS2386650274	ERG SPA ERGIM 0 7/8 09/15/31	EUR			4,000,000
Fixed bonds		AT0000A2U543	ERSTE GROUP BANK AG ERSTBK 0 7/8 11/15/32	EUR			1,300,000
Fixed bonds		AT0000A2J645	ERSTE GROUP BANK AG ERSTBK 1 5/8 09/08/31	EUR			1,000,000
Fixed bonds		XS1706921951	ESSELUNGA SPA ESSLNG 0 7/8 10/25/23	EUR			650,000
Fixed bonds		XS1584122177	ESSITY AB ESSITY 1 1/8 03/27/24	EUR			1,300,000
Fixed bonds		EU000A3KRJQ6	EUROPEAN UNION EU 0 07/04/29	EUR			10,000,000
Fixed bonds		EU000A3K4DG1	EUROPEAN UNION EU 1 1/4 02/04/43	EUR			4,500,000
Fixed bonds		EU000A3K4D82	EUROPEAN UNION EU 2 3/4 10/05/26	EUR			9,000,000
Fixed bonds		FR00140005C6	EUTELSAT SA ETLFP 1 1/2 10/13/28	EUR			2,200,000
Fixed bonds		XS1627343186	FCC AQUALIA SA AQUASM 2.629 06/08/27	EUR			1,500,000
Fixed bonds		DE000A2LQKN9	GEMEINSAME BUNDESLAENDER LANDER 0 3/8 04/17/25	EUR			3,400,000
Fixed bonds		XS2294155739	HEIMSTADEN BOSTAD AB HEIBOS 2 5/8 PERP	EUR		1,000,000	2,900,000
Fixed bonds		XS2397251807	HEIMSTADEN BOSTAD AB HEIBOS 3 5/8 PERP	EUR			2,400,000
Fixed bonds		XS2553547444	HSBC HOLDINGS PLC HSBC 6.364 11/16/32	EUR			6,100,000

Type of security	OGAW/§ 166	ISIN	Security title	Currency		Purchases Additions	Sales Disposals
Fixed bonds		XS1807409450	HYPO NOE LB NOE WIEN AG HYN0E 0 7/8 10/16/23	EUR			800,000
Fixed bonds		XS1617845083	IBM CORP IBM 0.95 05/23/25	EUR			1,000,000
Fixed bonds		XS2524746687	ING GROEP NV INTNED 4 1/8 08/24/33	EUR			4,000,000
Fixed bonds		IT0005320673	INTESA SANPAOLO SPA ISPIM 0 1/2 07/15/24	EUR			1,200,000
Fixed bonds		XS2317069685	INTESA SANPAOLO SPA ISPIM 0 3/4 03/16/28	EUR			3,200,000
Fixed bonds		XS2625196352	INTESA SANPAOLO SPA ISPIM 4 7/8 05/19/30	EUR			3,100,000
Fixed bonds		XS2673808726	INTESA SANPAOLO SPA ISPIM 5 1/8 08/29/31	EUR			5,000,000
Fixed bonds		XS1787477543	KONINKIJE AHOLD DLHAIZE ADNA 1 1/8 03/19/26	EUR			680,000
Fixed bonds		XS1815116998	KONINKLIJKE PHILIPS NV PHIANA 1 3/8 05/02/28	EUR			1,100,000
Fixed bonds		XS2475954579	KONINKLIJKE PHILIPS NV PHIANA 1 7/8 05/05/27	EUR			1,400,000
Fixed bonds		DE000A13R6Z9	LAND BERLIN BERGER 0 1/2 02/10/25	EUR			1,050,000
Fixed bonds		DE000A14J3F7	LAND BERLIN BERGER 0 1/4 04/22/25	EUR			2,600,000
Fixed bonds		DE000A1RQD68	LAND HESSEN HESSEN 0 08/11/25	EUR			5,000,000
Fixed bonds		DE000A1RQCY2	LAND HESSEN HESSEN 0 3/8 07/06/26	EUR			5,000,000
Fixed bonds		DE000A2LQ587	LAND NIEDERSACHSEN NIESA 0 7/8 10/25/28	EUR			1,700,000
Fixed bonds		DE000NRW0JH2	LAND NORDRHEIN-WESTFALEN NRW 0 1/2 04/16/26	EUR			1,700,000
Fixed bonds		DE000SHFM667	LAND SCHLESWIG-HOLSTEIN SCHHOL 0 1/4 02/27/26	EUR			1,700,000
Fixed bonds		DE000LB2CW16	LB BADEN-WUERTTEMBERG LBBW 0 3/8 02/21/31	EUR			1,000,000
Fixed bonds		DE000LB2CPE5	LB BADEN-WUERTTEMBERG LBBW 4 PERP	EUR		2,600,000	2,600,000
Fixed bonds		XS2391861064	LINDE PLC LIN 0 3/8 09/30/33	EUR			1,500,000
Fixed bonds		XS2765558635	LINDE PLC LIN 3.4 02/14/36	EUR		600,000	600,000
Fixed bonds		LT0000670028	LITHUANIA GOVERNMENT BOND LITHGB 0.7 08/23/24	EUR			700,000
Fixed bonds		XS2238792332	MEDTRONIC GLOBAL HLDINGS MDT 1 3/8 10/15/40	EUR			2,300,000
Fixed bonds		DE000A289QR9	MERCEDES-BENZ GROUP AG MBGGR 0 3/4 09/10/30	EUR			1,100,000
Fixed bonds		XS2886269286	MIZUHO FINANCIAL GROUP MIZUHO 3.767 08/27/34	EUR		1,300,000	1,300,000
Fixed bonds		FR0013425154	MMS USA INVESTMENTS INC PUBFP 1 3/4 06/13/31	EUR			1,000,000
Fixed bonds		XS1578212299	MOTABILITY OPERATIONS GR MOTOPG 0 7/8 03/14/25	EUR			1,000,000
Fixed bonds		XS2838538374	MOTABILITY OPERATIONS GR MOTOPG 4 1/4 06/17/35	EUR		1,650,000	1,650,000
Fixed bonds		XS2307853098	NATWEST GROUP PLC NWG 0.78 02/26/30	EUR			1,000,000
Fixed bonds		XS2449911143	NATWEST MARKETS PLC NWG 1 3/8 03/02/27	EUR			2,200,000
Fixed bonds		XS2784667011	NORDEA BANK ABP NDAFH 3 5/8 03/15/34	EUR		700,000	700,000
Fixed bonds		XS1689595830	OEKB OEST. KONTROLLBANK OKB 0 1/4 09/26/24	EUR			8,000,000
Fixed bonds		FR0014004A06	ORANGE SA ORAFP 0 3/4 06/29/34	EUR			1,100,000
Fixed bonds		XS2560693181	OTP BANK NYRT OTPHB 7.35 03/04/26	EUR			1,500,000
Fixed bonds		XS2439004412	PROLOGIS EURO FINANCE PLD 1 02/08/29	EUR			2,000,000
Fixed bonds		XS2439004685	PROLOGIS EURO FINANCE PLD 1 1/2 02/08/34	EUR			2,400,000
Fixed bonds		XS2189786226	RAIFFEISEN BANK INTL RBIIV 2 7/8 06/18/32	EUR		2,000,000	2,100,000
Fixed bonds		XS2626022656	RAIFFEISEN BANK INTL RBIIV 3 3/8 09/25/27	EUR			5,000,000
Fixed bonds		XS2682093526	RAIFFEISEN BANK INTL RBIIV 6 09/15/28	EUR			7,100,000
Fixed bonds		XS2207857421	RAIFFEISEN BANK INTL RBIIV 6 PERP	EUR			1,600,000
Fixed bonds		FR0013241361	RCI BANQUE SA RENAUL 1 3/8 03/08/24	EUR			520,000
Fixed bonds		XS1195216707	REGION STOCKHOLM STOCKL 0 3/4 02/26/25	EUR			5,300,000
Fixed bonds		XS1793224632	RELX FINANCE BV RELLN 1 1/2 05/13/27	EUR			1,000,000
Fixed bonds		XS2332306344	REXEL SA RXLFP 2 1/8 06/15/28	EUR			1,450,000
Fixed bonds		XS2629470506	ROBERT BOSCH GMBH RBOSGR 3 5/8 06/02/27	EUR			4,100,000
Fixed bonds		XS2629470845	ROBERT BOSCH GMBH RBOSGR 4 06/02/35	EUR			2,600,000
Fixed bonds		XS2726335099	ROCHE FINANCE EUROPE BV ROSW 3.586 12/04/36	EUR		2,000,000	2,000,000
Fixed bonds		XS1956025651	SANTAN CONSUMER FINANCE SANSFC 1 02/27/24	EUR			600,000
Fixed bonds		XS2124046918	SANTANDER CONSUMER BANK SCBNOR 0 1/8 02/25/25	EUR			2,100,000

Type of security	OGAW/§ 166	ISIN	Security title	Currency		Purchases Additions	Sales Disposals
Fixed bonds		XS2676395077	SARTORIUS FINANCE BV SRTGR 4 3/8 09/14/29	EUR			800,000
Fixed bonds		XS2676395408	SARTORIUS FINANCE BV SRTGR 4 7/8 09/14/35	EUR			1,000,000
Fixed bonds		XS2081491727	SERVICIOS MEDIO AMBIENTE FCCSER 0.815 12/04/23	EUR			500,000
Fixed bonds		XS2182054887	SIEMENS FINANCIERINGSMAT SIEGR 0 3/8 06/05/26	EUR			2,400,000
Fixed bonds		XS2589790018	SIEMENS FINANCIERINGSMAT SIEGR 3 5/8 02/24/43	EUR			5,500,000
Fixed bonds		XS2020568734	SKANDINAVISKA ENSKILDA SEB 0.05 07/01/24	EUR			2,750,000
Fixed bonds		XS1505573482	SNAM SPA SRGIM 0 7/8 10/25/26	EUR			800,000
Fixed bonds		FR0013509098	SOCIETE GENERALE SOCGEN 1 1/8 04/21/26	EUR			1,000,000
Fixed bonds		FR001400DZM5	SOCIETE GENERALE SOCGEN 4 11/16/27	EUR			2,500,000
Fixed bonds		FR001400IDY6	SOCIETE GENERALE SOCGEN 5 5/8 06/02/33	EUR			1,100,000
Fixed bonds		BE6309987400	SOLVAY SA SOLBBB 4 1/4 PERP	EUR			200,000
Fixed bonds		XS2265360359	STORA ENSO OYJ STERV 0 5/8 12/02/30	EUR			1,100,000
Fixed bonds		XS2013536029	SVENSKA HANDELSBANKEN AB SHBASS 0 1/8 06/18/24	EUR			900,000
Fixed bonds		FR0013346822	TELEPERFORMANCE RCFFP 1 7/8 07/02/25	EUR			1,200,000
Fixed bonds		FR001400M2F4	TELEPERFORMANCE RCFFP 5 1/4 11/22/28	EUR		1,100,000	1,100,000
Fixed bonds		XS2438026440	THAMES WATER UTIL FIN THAMES 0 7/8 01/31/28	EUR			3,700,000
Fixed bonds		XS2576550672	THAMES WATER UTIL FIN THAMES 4 3/8 01/18/31	EUR			2,200,000
Fixed bonds		XS2557526345	THERMO FISHER SCIENTIFIC TMO 3.65 11/21/34	EUR			2,700,000
Fixed bonds		XS1832967019	TORONTO-DOMINION BANK TD 0 5/8 06/06/25	EUR			5,100,000
Fixed bonds		XS2508690612	TORONTO-DOMINION BANK TD 1.707 07/28/25	EUR			12,000,000
Fixed bonds		XS2338955805	TOYOTA MOTOR CREDIT CORP TOYOTA 0 1/8 11/05/27	EUR			500,000
Fixed bonds		XS2597093009	TOYOTA MOTOR CREDIT CORP TOYOTA 4.05 09/13/29	EUR			1,600,000
Fixed bonds		XS2400997131	TOYOTA MOTOR FINANCE BV TOYOTA 0 10/27/25	EUR			3,500,000
Fixed bonds		XS1997077364	TRANSURBAN FINANCE CO TCLAU 1.45 05/16/29	EUR			900,000
Fixed bonds		DE000A3KNP96	TRATON FINANCE LUX SA TRAGR 0 3/4 03/24/29	EUR			2,500,000
Fixed bonds		DE000A3LHK80	TRATON FINANCE LUX SA TRAGR 4 1/4 05/16/28	EUR			4,800,000
Fixed bonds		XS2326546350	UBS AG LONDON UBS 0 1/2 03/31/31	EUR			1,100,000
Fixed bonds		XS2101558307	UNICREDIT SPA UCGIM 2.731 01/15/32	EUR			2,800,000
Fixed bonds		IT0005580656	UNICREDIT SPA UCGIM 4.3 01/23/31	EUR		500,000	500,000
Fixed bonds		XS1405766897	VERIZON COMMUNICATIONS VZ 0 7/8 04/02/25	EUR			800,000
Fixed bonds		XS2449929517	VESTAS WIND SYSTEMS FINA VWSDC 2 06/15/34	EUR			4,300,000
Fixed bonds		FR0013424876	VIVENDI SA VIVFP 1 1/8 12/11/28	EUR			2,500,000
Fixed bonds		XS1721422068	VODAFONE GROUP PLC VOD 1 7/8 11/20/29	EUR			900,000
Fixed bonds		XS2560495462	VODAFONE INTERNAT FINANC VOD 3 1/4 03/02/29	EUR			1,300,000
Fixed bonds		DE000A3MP4V7	VONOVIA SE ANNGR 0 3/4 09/01/32	EUR			1,500,000
Fixed bonds		DE000A3E5MK0	VONOVIA SE ANNGR 1 1/2 06/14/41	EUR			3,700,000
Fixed bonds		XS2865533462	WELLS FARGO & COMPANY WFC 3.9 07/22/32	EUR		200,000	200,000
Fixed bonds		US045167CW12	ASIAN DEVELOPMENT BANK ASIA 2 01/22/25	USD			2,180,000
Fixed bonds		US00206RMJ85	AT&T INC T 0.9 03/25/24	USD			800,000
Fixed bonds		XS2065581212	BNG BANK NV BNG 1 1/2 10/16/24	USD			2,000,000
Fixed bonds		XS1956184532	BNG BANK NV BNG 2 5/8 02/27/24	USD			3,800,000
Fixed bonds		US110709AD48	BRITISH COLUMBIA PROV OF BRCOL 1 3/4 09/27/24	USD			2,000,000
Fixed bonds		XS2345996230	CAISSE D'AMORT DETTE SOC CADES 0 3/8 05/27/24	USD			4,300,000
Fixed bonds		XS2416456148	CAISSE D'AMORT DETTE SOC CADES 1 1/8 11/29/24	USD			4,200,000
Fixed bonds		XS1046806821	CAISSE D'AMORT DETTE SOC CADES 3 3/8 03/20/24	USD			4,000,000
Fixed bonds		US222213AU49	COUNCIL OF EUROPE COE 1 3/8 02/27/25	USD			1,850,000
Fixed bonds		DE000A3T0YD4	DEUT PFANDBRIEFBANK AG PBBGR 1 7/8 02/14/25	USD			7,000,000
Fixed bonds		XS2258448526	EUROFIMA EUROF 0 3/8 11/16/23	USD			2,600,000
Fixed bonds		US298785JM97	EUROPEAN INVESTMENT BANK EIB 0 3/8 07/24/24	USD			5,000,000

Type of security	OGAW/§ 166	ISIN	Security title	Currency		Purchases Additions	Sales Disposals
Fixed bonds		US298785JB33	EUROPEAN INVESTMENT BANK EIB 1 5/8 03/14/25	USD			10,700,000
Fixed bonds		US298785GS94	EUROPEAN INVESTMENT BANK EIB 1 7/8 02/10/25	USD			5,500,000
Fixed bonds		US298785GQ39	EUROPEAN INVESTMENT BANK EIB 2 1/2 10/15/24	USD			1,500,000
Fixed bonds		XS1811852109	EUROPEAN INVESTMENT BANK EIB 2 7/8 06/13/25	USD			1,800,000
Fixed bonds		US459058HT33	INTL BK RECON & DEVELOP IBRD 1 5/8 01/15/25	USD			2,250,000
Fixed bonds		US465410CD85	ITALY GOV'T INT BOND ITALY 0 7/8 05/06/24	USD			8,500,000
Fixed bonds		US465410BX58	ITALY GOV'T INT BOND ITALY 2 3/8 10/17/24	USD			1,800,000
Fixed bonds		US500769JR67	KFW KFW 1 1/4 01/31/25	USD			2,500,000
Fixed bonds		US500769GK42	KFW KFW 2 1/2 11/20/24	USD			5,000,000
Fixed bonds		XS2270141729	KOMMUNALBANKEN AS KBN 0 1/4 12/08/23	USD			2,000,000
Fixed bonds		XS2133326947	KOMMUNALBANKEN AS KBN 0 7/8 03/12/25	USD			5,750,000
Fixed bonds		XS2014307800	KOMMUNALBANKEN AS KBN 2 06/19/24	USD			2,500,000
Fixed bonds		XS2334577108	KOMMUNINVEST I SVERIGE KOMINS 0 1/2 11/29/24	USD			1,600,000
Fixed bonds		XS2031976678	L-BANK BW FOERDERBANK LBANK 2 07/23/24	USD			2,500,000
Fixed bonds		XS1227684062	LAND NORDRHEIN-WESTFALEN NRW 2 1/4 04/16/25	USD			3,300,000
Fixed bonds		US563469UU76	MANITOBA (PROVINCE OF) MP 2.6 04/16/24	USD			6,000,000
Fixed bonds		XS1953035844	NEDER FINANCIERINGS-MAAT NEDFIN 2 3/4 02/20/24	USD			1,200,000
Fixed bonds		XS2101563646	NEDER WATERSCHAPSBANK NEDWBK 1 3/4 01/15/25	USD			2,800,000
Fixed bonds		XS2401605360	NRW.BANK NRWKB 0 3/4 10/25/24	USD			1,500,000
Fixed bonds		US676167CA51	OEKB OEST. KONTROLLBANK OKB 1 1/2 02/12/25	USD			2,100,000
Fixed bonds		US676167BX63	OEKB OEST. KONTROLLBANK OKB 3 1/8 11/07/23	USD			4,000,000
Fixed bonds		US68323ACT97	ONTARIO (PROVINCE OF) ONT 3.2 05/16/24	USD			4,000,000
Fixed bonds		US748148RZ80	PROVINCE OF QUEBEC Q 1 1/2 02/11/25	USD			2,000,000
Fixed bonds		US748149AQ48	PROVINCE OF QUEBEC Q 2 1/2 04/09/24	USD			5,550,000
Fixed bonds		US748149AH49	PROVINCE OF QUEBEC Q 2 7/8 10/16/24	USD			2,000,000
Fixed bonds		FR0014001VD2	SFIL SA SFILFR 0 5/8 02/09/26	USD			3,400,000
Fixed bonds		USN82008AW83	SIEMENS FINANCIERINGSMAT SIEGR 0.65 03/11/24	USD			4,200,000
Fixed bonds		US89236TKN45	TOYOTA MOTOR CREDIT CORP TOYOTA 4.8 01/10/25	USD			2,000,000
Floater		XS0897406814	AQUA + INV (ZURICH INS) ZURNVX 4 1/4 10/02/43	EUR			810,000
Floater		XS1917601582	HSBC HOLDINGS PLC HSBC 1 1/2 12/04/24	EUR			5,000,000
Floater		XS1795406575	TELEFONICA EUROPE BV TELEFO 3 PERP	EUR			100,000
Floater		XS2055089457	UNICREDIT SPA UCGIM 2 09/23/29	EUR			3,000,000
Subscription rights		FR0014000P17	ESSILORLUXOTTICA SA-SCRIP 2445084D	EUR		151,241	151,241
Subscription rights		GB00BSRK4Y08	NATIONAL GRID PLC-NIL NGPN	GBP		723,077	723,077

1 Price gains and losses as of cut-off date.

Further information on securities lending transactions

➤ Overall risk (exposure) (securities loaned as of the reporting date versus fund volume):

2.80 %

Value of loaned securities: 152,121,125.14 EUR

Proportion of assets eligible for lending transactions: 2.85 %

On the reporting date Sep 30, 2024 the following securities had been lent:

ISIN	Security title	Regulated market	Currency	Asset class	Issuer	Rating	Volume Sep 30, 2024	Market value (incl. any interest accrued) Sep 30, 2024	Share of fund assets
AT0000A27LQ1	VOESTALPINE AG VOEAV 1 3/4 04/10/26	LISTED	EUR	Anleihen	voestalpine AG	bbb	3,000,000	2,941,723.56	0.05 %
AT0000A2NWB3	REPUBLIC OF AUSTRIA RAGB 0 02/20/31	LISTED	EUR	Anleihen	Republic of Austria	aa	9,000,000	7,714,937.25	0.14 %
BE0002816974	REGION WALLONNE WALLOO 0 3/8 10/22/31	LISTED	EUR	Anleihen	Region Wallonne Belgium	a	1,900,000	1,604,786.72	0.03 %
DE0001102580	BUNDESREPUB. DEUTSCHLAND DBR 0 02/15/32	LISTED	EUR	Anleihen	Federal Republic of Germany	aaa	2,600,000	2,250,882.14	0.04 %
DE0001102606	BUNDESREPUB. DEUTSCHLAND DBR 1.7 08/15/32	LISTED	EUR	Anleihen	Federal Republic of Germany	aaa	10,000,000	9,809,724.66	0.18 %
DE0001135275	BUNDESREPUB. DEUTSCHLAND DBR 4 01/04/37	LISTED	EUR	Anleihen	Federal Republic of Germany	aaa	29,500,000	35,684,344.50	0.66 %
DE000A2E4GS9	LAND NIEDERSACHSEN NIESA 0 5/8 07/06/27	LISTED	EUR	Anleihen	State of Lower Saxony	aaa	500,000	478,491.30	0.01 %
DE000A2LQSH4	KFW KFW 0 3/4 06/28/28	LISTED	EUR	Anleihen	Kreditanstalt fuer Wiederaufbau	aaa	4,500,000	4,265,151.78	0.08 %
DE000A30VQB2	VONOVIA SE ANNGR 5 11/23/30	LISTED	EUR	Anleihen	Vonovia SE	bbb	700,000	783,169.98	0.01 %
EU000A3K4EW6	EUROPEAN UNION EU 2 7/8 12/06/27	LISTED	EUR	Anleihen	European Union	aaa	10,000,000	10,282,384.43	0.19 %
FR0013451416	RENAULT SA RENAUL 1 1/8 10/04/27	LISTED	EUR	Anleihen	Renault SA	bb	400,000	375,710.82	0.01 %
FR00140006K7	CAISSE FRANCAISE DE FIN CAFFIL 0.01 10/19/35	LISTED	EUR	Anleihen	Caisse Francaise de Financement Local	aa	1,100,000	798,051.44	0.01 %
FR0014001EW8	ALSTOM SA ALOFP 0 01/11/29	LISTED	EUR	Anleihen	Alstom SA	bbb	3,800,000	3,340,741.88	0.06 %
FR0014003067	REGION OF ILE DE FRANCE IDF 0 04/20/28	LISTED	EUR	Anleihen	Region of Ile de France	aa	3,000,000	2,726,730.00	0.05 %
FR001400M2G2	TELEPERFORMANCE RCFFP 5 3/4 11/22/31	LISTED	EUR	Anleihen	Teleperformance SE	bbb	3,100,000	3,443,802.39	0.06 %
US045167EP43	ASIAN DEVELOPMENT BANK ASIA 1 3/4 09/19/29	LISTED	USD	Anleihen	Asian Development Bank	aaa	1,500,000	1,229,069.76	0.02 %
US045167FB48	ASIAN DEVELOPMENT BANK ASIA 1 1/2 03/04/31	LISTED	USD	Anleihen	Asian Development Bank	aaa	3,300,000	2,585,575.64	0.05 %
US110709DL37	BRITISH COLUMBIA PROV OF BRCOL 6 1/2 01/15/26	NOT LISTED	USD	Anleihen	Province of British Columbia Canada	aa	500,000	467,399.44	0.01 %
US298785JV96	EUROPEAN INVESTMENT BANK EIB 3 3/4 02/14/33	LISTED	USD	Anleihen	European Investment Bank	aaa	18,400,000	16,445,798.96	0.30 %

ISIN	Security title	Regulated market	Currency	Asset class	Issuer	Rating	Volume Sep 30, 2024	Market value (incl. any interest accrued) Sep 30, 2024	Share of fund assets
US4581X0DQ82	INTER-AMERICAN DEVEL BK IADB 0 5/8 09/16/27	LISTED	USD	Anleihen	Inter-American Development Bank	aaa	700,000	574,729.53	0.01 %
US4581X0EF19	INTER-AMERICAN DEVEL BK IADB 3 1/2 09/14/29	LISTED	USD	Anleihen	Inter-American Development Bank	aaa	6,000,000	5,348,934.01	0.10 %
US4581X0EL86	INTER-AMERICAN DEVEL BK IADB 4 1/2 09/13/33	LISTED	USD	Anleihen	Inter-American Development Bank	aaa	6,000,000	5,632,802.57	0.10 %
US500769HS68	KFW KFW 2 7/8 04/03/28	LISTED	USD	Anleihen	Kreditanstalt fuer Wiederaufbau	aaa	5,500,000	4,877,605.14	0.09 %
XS1853999313	IGNITIS GRUPE AB LIEENE 1 7/8 07/10/28	LISTED	EUR	Anleihen	Ignitis Grupe AB	bbb	500,000	471,571.16	0.01 %
XS2156787090	SSE PLC SSELN 1 1/4 04/16/25	LISTED	EUR	Anleihen	SSE PLC	bbb	800,000	794,999.34	0.01 %
XS2351382473	DERICHEBOURG DBGFP 2 1/4 07/15/28	LISTED	EUR	Anleihen	Derichebourg SA	bb	500,000	474,238.75	0.01 %
XS2420426038	REPUBLIC OF LATVIA LATVIA 0 1/4 01/23/30	LISTED	EUR	Anleihen	Republic of Latvia	a	2,900,000	2,513,559.00	0.05 %
XS2459163619	LANXESS AG LXSGR 1 3/4 03/22/28	LISTED	EUR	Anleihen	LANXESS AG	bbb	3,300,000	3,156,137.09	0.06 %
XS2635185437	REPUBLIC OF SLOVENIA SLOVEN 5 09/19/33	LISTED	USD	Anleihen	Republic of Slovenia	a	500,000	466,919.12	0.01 %
XS2698047771	KFW KFW 3 1/4 03/24/31	LISTED	EUR	Anleihen	Kreditanstalt fuer Wiederaufbau	aaa	12,400,000	13,234,368.82	0.24 %
XS2841247583	REPUBLIC OF LITHUANIA LITHUN 3 1/2 07/03/31	LISTED	EUR	Anleihen	Republic of Lithuania	a	5,500,000	5,695,438.36	0.10 %
XS2898762864	SES SA SESGFP 5 1/2 09/12/54	LISTED	EUR	Anleihen	SES SA	bb	900,000	852,709.43	0.02 %
XS2906211946	IREN SPA IREIM 3 5/8 09/23/33	LISTED	EUR	Anleihen	Iren SpA	bbb	800,000	798,636.16	0.01 %

➤ Identity of the counterparties for securities lending transactions:

Raiffeisen Bank International AG (as a recognized securities lending system within the meaning of § 84 InvFG)

› Nature and value of eligible collateral received by the investment fund versus the counterparty risk:

Under the master agreement on securities lending transactions concluded between the management company and Raiffeisen Bank International AG, Raiffeisen Bank International AG is obliged to provide collateral for loaned securities. Bonds, equities and units in investment funds are permitted as collateral. The bonds used as collateral may be issued by sovereigns, supranational issuers and/or companies etc. No stipulations apply in relation to the terms of these bonds. Within the scope of provision of collateral, pursuant to § 4 of the Austrian Securities Lending and Repurchase Agreement Ordinance (Verordnung zu Wertpapierleih- und Pensionsgeschäften, WPV), diversification and correlation with risk diversification achieved through quantitative issuer limits in particular and appropriate liquidity for collateral for the purpose of tradability and realizability will be ensured. This collateral will be valued on each banking day, subject to an add-on compared to the valuation of the securities loaned from the fund in accordance with provisions of EU Regulation 575/2013 (CRR). For bonds, this add-on will be determined on the basis of the credit rating of the issuer and the remaining term of the bond and will amount to no less than 0.5 %. For equities and units in investment funds, this add-on will amount to 10.607 %. The value of the required collateral, thus calculated, will result in the ongoing overcollateralization of the fund's outstanding securities lending positions.

On the reporting date the collateral had the following makeup:

ISIN	Security title	Regulated market	Currency	Asset class	Issuer	Rating	Volume Sep 30, 2024	Market value in portfolio currency
IT0005549362	UNICREDIT SPA UCGIM 3 3/8 01/31/27	LISTED	EUR	Anleihen	UniCredit SpA	aa	50,000,000	50,892,165.00
IT0005549396	CREDIT AGRICOLE ITALIA CARPP 3 1/2 01/15/30	LISTED	EUR	Anleihen	Credit Agricole Italia SpA	aa	45,000,000	46,474,114.50
IT0005595761	INTESA SANPAOLO SPA ISPIM Float 01/12/35	LISTED	EUR	Anleihen	Intesa Sanpaolo SpA	aa	60,000,000	58,442,400.00
US92343VFL36	VERIZON COMMUNICATIONS VZ 1 1/2 09/18/30	LISTED	USD	Anleihen	Verizon Communications Inc	bbb	20,000,000	15,370,605.60

In relation to securities lending transactions, the investment fund is not entirely collateralized by means of securities which are either issued or guaranteed by an EEA member state.

Collateral holding period: unlimited

Period of securities lending:

Duration / Days	< 1 day	1-7 days	7-30 days	30-90 days	90-360 days
	0 %	0 %	0 %	0 %	100 %

Country of counterparty (Raiffeisen Bank International AG): Austria

Settlement: bilateral

➤ Reuse of collateral:

Collateral received is not reused.

➤ Custody of collateral which the investment fund has received in connection with securities lending transactions:

The collateral will be held in a separate sub-account with the custodian bank/depositary for each fund.

➤ Custody of collateral which the investment fund has provided in connection with securities lending transactions:

Within the limits stipulated by law (§ 84 InvFG), the management company is merely permitted to lend securities to third parties. However, it is not permitted to borrow securities. Accordingly, the investment fund will not provide any collateral within the scope of securities lending transactions.

➤ Fees, direct and indirect operating costs and income of the investment fund resulting from securities lending transactions during the accounting period:

Income: 245,843.68 EUR (of which 100 % from securities lending transactions)

Costs: N/A

Further information on repurchase agreements

During the reporting period, no repurchase agreements were concluded on behalf of the fund. Accordingly, the information concerning repurchase agreements which is stipulated in § 8 of the Austrian Securities Lending and Repurchase Agreement Ordinance and Art. 13 of Regulation (EU) No. 2015/2365 is not required.

Total return swaps and similar derivative instruments

A total return swap is a credit derivative instrument. Income and fluctuations in the value of the underlying financial instrument (underlying instrument or reference asset) are exchanged for fixed interest payments.

The fund did not enter into total return swaps or similar derivative instruments in the period under review.

Calculation method for overall risk

Calculation method for overall risk	Simplified approach
-------------------------------------	---------------------

Remuneration paid to the employees of Raiffeisen Kapitalanlage-Gesellschaft m.b.H. in EUR (financial year 2023 of Raiffeisen Kapitalanlage-Gesellschaft m.b.H.)

Total number of employees	281
Number of risk-bearers	94
Fixed remuneration	27,084,610.23
Variable remuneration (bonuses)	2,689,523.10
Total remuneration for employees	29,774,133.33
of which remuneration for managing directors	1,332,891.89
of which remuneration for managers (risk-bearers)	2,301,015.53
of which remuneration for other risk-bearers	10,783,571.36
of which remuneration for employees in positions of control	230,294.55
of which remuneration for employees in the same income bracket as managing directors and risk-bearers due to their overall remuneration	0.00
Total remuneration for risk-bearers	14,647,773.33

- The remuneration guidelines ("remuneration guidelines") issued by Raiffeisen Kapitalanlage-Gesellschaft m.b.H. serve as a binding framework for fulfillment of the remuneration policy and practice requirements stipulated in §§ 17 (a) to (c) of the Austrian Investment Fund Act (InvFG), § 11 of the Austrian Alternative Investment Fund Managers Act (AIFMG) and Enclosure 2 to § 11 AIFMG. Fixed and variable remuneration components are determined on the basis of these remuneration guidelines.
- Raiffeisen Kapitalanlage-Gesellschaft m.b.H. has established a systematic, structured, differentiating and incentivizing compensation system which reflects the company's values as well as clear and consistent outline conditions. Its employees' compensation comprises fixed salary components as well as variable salary components for some positions. This remuneration – in particular, the variable salary component (where applicable) – reflects an objective organizational structure ("job grades").
- Compensation is determined on the basis of regular market comparisons and in accordance with local remuneration practice. The goal is to encourage employees' long-term loyalty to the company while also promoting their performance and their development within the framework of a management or specialist career path.
- At Raiffeisen Kapitalanlage-Gesellschaft m.b.H., an employee's basic salary (fixed remuneration) is non-discretionary remuneration which does not vary in accordance with the performance of the company (earnings before interest and tax) or of the specific employee (individual target achievement). It primarily reflects relevant professional experience and organizational responsibility, as outlined in the employee's job description as part of his terms of employment. The employee's fixed salary is determined on the basis of his market value, his individual qualifications and the position which he holds at Raiffeisen Kapitalanlage-Gesellschaft m.b.H. Raiffeisen Kapitalanlage-Gesellschaft m.b.H. uses all of the standard remuneration management instruments (e.g. domestic and foreign remuneration studies, salary bands, position grading).
- The employee's variable salary reflects the achievement of company and performance targets which are specified and reviewed within the scope of a performance management process. Employees' targets are specified on the basis of the company's strategic targets, the targets of their organizational unit or department and their function. Target agreements are concluded and the employee's level of target achievement (= performance) is determined through annual performance appraisals ("MBO system").
- The target structure at Raiffeisen Kapitalanlage-Gesellschaft m.b.H. differentiates between qualitative targets – which include individual targets or division and department targets – and quantitative targets, e.g. performance and income targets, and also quantifiable project targets. Every manager is also assigned management targets. Quantitative one-year or multiple-year targets also apply within the scope of the company's core activities of sales and fund management.
- Since the performance period 2015, in accordance with the regulatory requirements a portion of the variable remuneration for risk-bearers is paid out in the form of units in an investment fund managed by Raiffeisen Kapitalanlage-Gesellschaft m.b.H. In addition, as required by law portions of the variable remuneration of risk-bearers are deferred and paid out over a period of several years.

- The supervisory board of Raiffeisen Kapitalanlage-Gesellschaft m.b.H. resolves the general remuneration policy principles specified by the remuneration committee, reviews them at least once a year and is responsible for their implementation and for monitoring of this issue. The supervisory board most recently fulfilled this duty on Nov 29, 2024. It has not identified any need for changes or any irregularities in relation to the remuneration policy of Raiffeisen Kapitalanlage-Gesellschaft m.b.H.
- In addition, at least once per year a central and independent internal review determines whether the company's remuneration policy has been implemented in accordance with the applicable remuneration regulations and procedures. The internal auditing division of Raiffeisen Kapitalanlage-Gesellschaft m.b.H. published its most recent report on Oct 18, 2024. This report has not resulted in any material findings concerning the remuneration policy of Raiffeisen Kapitalanlage-Gesellschaft m.b.H.
- The remuneration policy of Raiffeisen Kapitalanlage-Gesellschaft m.b.H. has not been subject to any significant changes in the reporting period.

Remuneration principles of Raiffeisen Kapitalanlage-Gesellschaft m.b.H.


- The remuneration principles of Raiffeisen Kapitalanlage-Gesellschaft m.b.H. support the business strategy and the long-term goals, interests and values of the company and of the investment funds managed by Raiffeisen Kapitalanlage-Gesellschaft m.b.H.
- The remuneration principles of Raiffeisen Kapitalanlage-Gesellschaft m.b.H. include measures to avoid conflicts of interest.
- The remuneration principles and policies of Raiffeisen Kapitalanlage-Gesellschaft m.b.H. are consistent with and promote sound and effective risk-taking practices and avoid incentives for any inappropriate risk-taking propensity which exceed the level of risk tolerated by Raiffeisen Kapitalanlage-Gesellschaft m.b.H. or the investment funds under its management.
- The total amount of variable remuneration will not limit the capacity of Raiffeisen Kapitalanlage-Gesellschaft m.b.H. to strengthen its capital base.
- Variable remuneration is not paid by means of instruments or methods which facilitate circumvention of applicable legal requirements.
- Employees in positions of control are rewarded irrespective of the business unit which they supervise, they have an appropriate level of authority and their remuneration is determined on the basis of the fulfillment of their organizational targets in connection with their functions, irrespective of the results of the business activities under their supervision.
- Guaranteed variable remuneration is not consistent with sound risk management or the "pay-for-performance" principle and should not be included in future remuneration plans. Guaranteed variable remuneration is the exception; This is only provided in connection with new hirings and only where Raiffeisen Kapitalanlage-Gesellschaft m.b.H. has a sound and strong capital base. It is limited to the first year of employment.
- Any payments relating to the premature termination of a contract must reflect the performance realized over the relevant period of time and must not reward failures or misconduct.


Raiffeisen Kapitalanlage-Gesellschaft m.b.H. complies with the code of conduct for the Austrian investment fund industry 2012.

Vienna, 12 December 2024

Raiffeisen Kapitalanlage-Gesellschaft m.b.H.


Mag. (FH) Dieter Aigner


Ing. Michal Kustra


Mag. Hannes Cizek

Audit opinion

Report on the annual fund report

Audit opinion

We have audited the annual fund report issued by Raiffeisen Kapitalanlage-Gesellschaft m.b.H., Vienna, for its fund Raiffeisen Sustainable Mix, consisting of the portfolio of investments as of September 30, 2024, the income statement for the financial year ending as of this date and the other disclosures required under Annex I Schedule B of the 2011 Austrian Investment Fund Act (Investmentfondsgesetz, InvFG).

In our view, the annual fund report complies with applicable statutory requirements and provides a true and fair view of the net assets and financial position as of September 30, 2024 as well as the earnings position for the fund for the financial year ending as of this date, in compliance with Austrian commercial law, the provisions of InvFG 2011.

Basis for the audit opinion

We performed our audit in accordance with § 49 (5) InvFG 2011 in accordance with Austrian principles of orderly auditing. These principles require application of the International Standards on Auditing (ISA). Our responsibilities on the basis of these requirements and standards are outlined in further detail in the "Responsibilities of the auditor for the audit of the annual fund report" section of our audit certificate. We are independent from the company, in compliance with Austrian commercial law and professional standards, and we have fulfilled our other professional duties in accordance with these requirements. In our view, we have obtained sufficient and suitable audit documentation as a basis for our audit opinion. In our view, the documentation we have obtained up to the date of this audit certificate forms a sufficient and suitable basis for our audit opinion of the same date.

Other information

The company's legal representatives are responsible for the other information provided. This other information comprises all of the information included in the annual fund report, with the exception of the portfolio of investments, the income statement, the other disclosures required under Annex I Schedule B InvFG 2011 and the audit certificate.

Our audit opinion for the annual fund report does not cover this other information, and we do not provide any sort of assurance in this regard.

In connection with our audit of the annual fund report, we have the responsibility to read such other information and, in doing so, assess whether this other information contains material inconsistencies with the annual fund report or with the knowledge obtained in our audit, or whether such information appears to be otherwise misrepresented.

If, on the basis of the work we have carried out in regard of the other information obtained prior to the date of the audit certificate, we conclude that a material misstatement of such other information exists, we are obliged to report the matter. We have nothing to report in this respect.

Responsibilities of the company's legal representatives and the supervisory board for the annual fund report

The company's legal representatives are responsible for the preparation of the annual fund report and for ensuring that it provides a true and fair view of the fund's net assets, financial and earnings position in compliance with Austrian commercial law and the provisions of InvFG 2011. The company's legal representatives are also responsible for the internal controls which they deem necessary in order to enable the preparation of an annual fund report which is free from material misrepresentations caused by fraudulent acts or errors.

The supervisory board is responsible for monitoring the company's accounting process in relation to the funds under its management.

Responsibilities of the auditor for the audit of the annual fund report

Our goals are to establish sufficient certainty as to whether the annual fund report as a whole is free from material misrepresentations caused by fraudulent acts or errors and to issue an audit certificate which includes our audit opinion.

Sufficient certainty means a high level of certainty, but not a guarantee, that an orderly audit performed in accordance with the recognized Austrian principles, which require application of the ISA, will always uncover any material misrepresentation. Misrepresentations may result from malicious acts or on the basis of errors and will be deemed material where they may be reasonably expected, either individually or collectively, to influence the economic decisions made by users on the basis of this annual fund report.

As part of an audit complying with the recognized Austrian principles of orderly auditing, which require application of the ISA, we exercise due discretion throughout our audit and maintain a critical distance.

In addition, the following applies:

- We identify and assess the risks of material misrepresentations caused by fraudulent acts or errors in the annual fund report, plan audit activities in response to these risks, implement these activities and obtain audit documentation which is sufficient and suitable in order to serve as a basis for our audit opinion. The risk of material misrepresentations resulting from malicious acts not being uncovered is greater than the risk resulting from errors, since malicious acts may include collusive collaboration, falsifications, deliberate incompleteness, misleading representations or the suspension of internal controls.
- We obtain a picture of the internal control system which is relevant for the audit so as to plan audit activities which are adequate in the given circumstances, but not with the objective of providing an audit opinion regarding the effectiveness of the company's internal control system.
- We evaluate the adequacy of the accounting methods applied by the company's legal representatives as well as the reasonableness of the legal representatives' estimates in the accounting as well as the related disclosures.
- We evaluate the overall picture, the structure and the contents of the annual fund report including the disclosures and whether the annual fund report provides a true and fair view of the underlying business transactions and events.

We discuss matters with the supervisory board including the planned scope of the audit and its schedule as well as significant audit findings, including any significant shortcomings in the internal control system that we identify in the course of our audit.

Auditor in charge

The auditor in charge of the audit is Mr. Wilhelm Kovsca.

Vienna
12 December 2024

KPMG Austria GmbH
Wirtschaftsprüfungs- und Steuerberatungsgesellschaft

Wilhelm Kovsca
Auditor

Tax treatment

Once the new reporting framework comes into effect (from Jun 6, 2016), Österreichische Kontrollbank (OeKB) will prepare the details of the tax arrangements for the fund and publish them on my.oekb.at. The tax documents are available for downloading for all funds. The tax documents are also available on our website www.rcm.at. Please visit my.oekb.at for detailed information on offsettable and reimbursable foreign taxes.

Fund regulations

Fund regulations pursuant to the 2011 Austrian Investment Fund Act

The Austrian Financial Market Authority (FMA) has approved the fund regulations for the investment fund Raiffeisen Sustainable Mix, a jointly owned fund pursuant to the 2011 Austrian Investment Fund Act, as amended (InvFG).

The investment fund is an undertaking for collective investment in transferable securities (UCITS) and is managed by Raiffeisen Kapitalanlage-Gesellschaft m.b.H. (hereinafter: the "management company") which is headquartered in Vienna.

Article 1 Fund units

The fund units are embodied in unit certificates with the character of financial instruments which are issued to bearer.

The unit certificates shall be represented by global certificates for each unit class and – at the discretion of the management company – by actual securities.

Article 2 Custodian bank (depository)

Raiffeisen Bank International AG, Vienna, is the investment fund's custodian bank (depository).

The custodian bank (depository), the regional Raiffeisen banks, Kathrein Privatbank Aktiengesellschaft, Vienna, and other paying agents referred to in the prospectus are the paying agents for unit certificates and the handover offices for income coupons (actual securities).

Article 3 Investment instruments and principles

The following assets pursuant to InvFG may be selected for the investment fund.

At the individual stock level (i.e. not including units in investment funds, derivative instruments and sight deposits or deposits at notice) the investment fund exclusively invests in securities and/or money market instruments whose issuers are classified as sustainable on the basis of social, ecological and ethical criteria. The fund will not invest in certain sectors such as the arms industry or the genetic engineering of crops, nor in companies which violate labor and human rights, etc. The investment fund invests at least 51 % of the fund assets directly in equities (and equity-equivalent securities) issued by companies which are headquartered or mainly active in North America, Europe or Asia and/or in bonds whose issuers are headquartered in North America, Europe or Asia. At least 25 % of the fund assets are directly invested in equities.

The following investment instruments are purchased for the fund assets, while complying with the investment focus outlined above.

Where appropriate, the fund may purchase units in investment funds whose investment restrictions differ in terms of the investment focus outlined above and the restrictions specified below with regard to investment instruments. This will not affect the fund's compliance with the above investment focus at all times.

Securities

The fund may purchase securities (including securities with embedded derivative instruments) as permitted by law.

Money market instruments

Money market instruments may comprise up to 49 % of the fund assets.

Securities and money market instruments

Not fully paid-in securities or money market instruments and subscription rights for such instruments or other not fully paid-in financial instruments may only be purchased for up to 10 % of the fund assets.

Securities and money market instruments may be purchased if they comply with the criteria concerning listing and trading on a regulated market or a securities exchange pursuant to InvFG.

Securities and money market instruments which do not fulfill the criteria laid down in the above paragraph may be purchased for up to 10 % of the fund assets in total.

Units in investment funds

Units in investment funds (UCITS, UCI) may each amount to up to 10 % of the fund assets – and up to 10 % of the fund assets in total – insofar as these UCITS or UCI do not, for their part, invest more than 10 % of their fund assets in units in other investment funds.

Derivative instruments

Derivative instruments may be used as part of the fund's investment strategy for up to 49 % of the fund assets and for hedging purposes.

Investment fund's risk measurement method

The investment fund applies the following risk measurement method:

Commitment approach

The commitment figure is calculated pursuant to the 3rd chapter of the 4th Austrian Derivatives Risk Calculation and Reporting Ordinance (*Derivate-Risikoberechnungs- und Meldeverordnung, DeRiMV*), as amended.

The overall risk for derivative instruments which are not held for hedging purposes is limited to 49 % of the overall net value of the fund assets.

Sight deposits or deposits at notice

Sight deposits and deposits at notice with terms not exceeding 12 months may amount to up to 25 % of the fund assets. No minimum bank balance is required.

Within the scope of restructuring of the fund portfolio and/or a justified assumption of impending losses for securities, the investment fund may hold a lower proportion of securities and a higher proportion of sight deposits or deposits at notice with terms not exceeding 12 months.

Short-term loans

The management company may take up short-term loans of up to 10 % of the fund assets for account of the investment fund.

Repos

Repurchase agreements may comprise up to 100 % of the fund assets.

Securities lending

Securities lending transactions may comprise up to 30 % of the fund assets.

Investment instruments may only be acquired uniformly for the entire investment fund, not for an individual unit class or for a group of unit classes.

However, this does not apply for currency hedge transactions. These transactions may only be entered into in relation to a single unit class. Expenses and income resulting from a currency hedge transaction shall exclusively be allocated to the relevant unit class.

Article 4 Issuance and redemption modalities

The unit value shall be calculated in EUR or the currency of the unit class.

The value of the units will be calculated on each banking day in Austria.

Issuance and subscription fee

Units will be issued on any banking day in Austria.

The issue price is the unit value plus a fee per unit of up to 3 % to cover the management company's issuing costs.

Unit issuance shall not in principle be subject to limitation; however, the management company reserves the right temporarily or entirely to discontinue its issuance of unit certificates.

The management company shall be entitled to introduce a graduated subscription fee.

Redemption and redemption fee

Units will be redeemed on any banking day in Austria.

The redemption price is based on the value of a unit. No redemption fee will be charged.

At the request of a unitholder, its unit shall be redeemed out of the investment fund at the applicable redemption price, against surrender of the unit certificate, those income coupons which are not yet due and the renewal certificate.

Article 5 Accounting year

The investment fund's accounting year runs from October 1 to September 30.

Article 6 Unit classes and appropriation of income

Income-distributing unit certificates, income-retaining unit certificates with payment of capital gains tax and income-retaining unit certificates without payment of capital gains tax may be issued for the investment fund.

Various classes of unit certificates may be issued for this investment fund. The management company may decide to establish unit classes or to issue units in a given unit class.

Appropriation of income for income-distributing unit certificates (income distribution)

Once costs have been covered, the income received during the past accounting year (interest and dividends) may be distributed at the discretion of the management company. Distribution may be waived subject to due consideration of the unitholders' interests. The distribution of income from the sale of assets of the investment fund including subscription rights shall likewise be at the discretion of the management company. A distribution from the fund assets and interim distributions are also permissible.

The fund assets may not through distributions fall below the minimum volume for a termination which is stipulated by law.

From December 15 of the following accounting year the amounts are to be distributed to the holders of income-distributing unit certificates. Any remaining balances shall be carried forward to a new account.

In any case, from December 15 an amount calculated pursuant to InvFG shall be paid out, to be used where applicable to meet any capital gains tax commitments on the distribution-equivalent return on those unit certificates, unless the management company ensures through appropriate proof from the custodians that at the time of payout the unit certificates may only be held by unitholders who are either not subject to Austrian income or corporate income tax or who fulfill the requirements for an exemption pursuant to § 94 of the Austrian Income Tax Act or for a capital gains tax exemption.

Unitholders' entitlement to the distribution of income shares shall become time-barred after five years. After this period, such income shares shall be treated as income of the investment fund.

Appropriation of income in case of income-retaining unit certificates with payment of capital gains tax (income retention)

Income during the accounting year net of costs shall not be distributed. In case of income-retaining unit certificates, from December 15 an amount calculated pursuant to InvFG shall be paid out, to be used where applicable to meet any capital gains tax commitments on the distribution-equivalent return on those unit certificates, unless the management company ensures through appropriate proof from the custodians that as of the payment date the unit certificates are only held by unitholders who are either not subject to Austrian income or corporate income tax or who fulfill the requirements for an exemption pursuant to § 94 of the Austrian Income Tax Act or for a capital gains tax exemption.

Appropriation of income in case of income-retaining unit certificates without payment of capital gains tax (full income retention)

Income during the accounting year net of costs shall not be distributed. No payment pursuant to InvFG will be made. December 15 of the following accounting year shall be the key date pursuant to InvFG in case of failure to pay capital gains tax on the annual income.

The management company shall ensure through appropriate proof from the custodians that at the time of payout the unit certificates may only be held by unitholders who are either not subject to Austrian income or corporate income tax or who fulfill the requirements for exemption as per § 94 of the Austrian Income Tax Act or for a capital gains tax exemption.

If these preconditions have not been met as of the payment date, the amount calculated pursuant to InvFG shall be paid out by the custodian bank in the form of credit.

Appropriation of income in case of income-retaining unit certificates without payment of capital gains tax (full income retention – foreign tranche)

Income-retaining unit certificates without payment of capital gains tax shall only be sold outside Austria.

Income during the accounting year net of costs shall not be distributed. No payment pursuant to InvFG will be made.

The management company shall ensure through appropriate proof that as of the payment date the unit certificates may only be held by unitholders who are either not subject to Austrian income or corporate income tax or who fulfill the requirements for exemption pursuant to § 94 of the Austrian Income Tax Act or for a capital gains tax exemption. This can be validly proved by the cumulative submission of statements from both the custodian bank and the management company that they are not aware of a sale to other persons.

Article 7 Management fee, reimbursement of expenses, liquidation fee

The management company shall receive for its management activity an annual remuneration of up to 1.50 % of the fund assets that is calculated, recorded and deducted monthly on the basis of the respective fund assets for each calendar day.

Management fee for unit class tranche S

The management company shall receive for its management activity an annual remuneration of up to 2 % of the fund assets that is calculated, recorded and deducted monthly on the basis of the respective fund assets for this tranche for each calendar day.

The management company is entitled to reimbursement of all expenses associated with its management of the fund.

The management company shall be entitled to introduce a graduated management fee.

The costs arising at the introduction of new unit classes for existing asset portfolios shall be deducted from the unit prices of the new unit classes.

In case of the liquidation of the investment fund, the liquidator shall receive remuneration amounting to 0.5 % of the fund assets.

Please refer to the prospectus for further information on this investment fund.

List of stock exchanges with official trading and organized markets
1. Stock exchanges with official trading and organized markets in the member states of the EEA, as well as stock exchanges in European countries which are not EEA members that are considered to be equal to regulated markets

Each Member State is required to maintain an updated register of regulated markets authorized by it. This register is to be made available to the other member states and to the Commission.

According to this provision, the Commission is obliged to publish once a year a register of the regulated markets of which it has received notice.

Due to decreasing restrictions and to trading segment specialization, the register of “regulated markets” is undergoing great changes. In addition to the annual publication of a register in the official gazette of the European Union, the Commission will therefore provide an updated version on its official internet site.

1.1. The current register of regulated markets is available at:

https://registers.esma.europa.eu/publication/searchRegister?core=esma_registers_upreg¹

1.2. The following stock exchanges are to be included in the register of regulated markets:

- | | | |
|--------|-------------|---|
| 1.2.1. | Luxembourg | Euro MTF Luxembourg |
| 1.2.2. | Switzerland | SIX Swiss Exchange AG, BX Swiss AG ² |

1.3. Recognized markets in the EEA pursuant to § 67 (2) item 2 InvFG:

Markets in the EEA classified as recognized markets by the relevant supervisory authorities.

NOTICE

Following the departure of the United Kingdom of Great Britain and Northern Ireland (UK) from the EU and the loss of its status as an EEA member state, the stock exchanges / regulated markets located there have lost their status as EEA stock exchanges / regulated markets. Since this time, the following stock exchanges and regulated markets located in the UK:

Cboe Europe Equities Regulated Market – Integrated Book Segment, London Metal Exchange, Cboe Europe Equities Regulated Market – Reference Price Book Segment, Cboe Europe Equities Regulated Market – Off-Book Segment, London Stock Exchange Regulated Market (derivatives), NEX Exchange Main Board (non-equity), London Stock Exchange Regulated Market, NEX Exchange Main Board (equity), Euronext London Regulated Market, ICE FUTURES EUROPE, ICE FUTURES EUROPE - AGRICULTURAL PRODUCTS DIVISION, ICE FUTURES EUROPE - FINANCIAL PRODUCTS DIVISION, ICE FUTURES EUROPE - EQUITY PRODUCTS DIVISION and Gibraltar Stock Exchange

In these fund regulations, they shall explicitly be regarded as selected stock markets or recognized regulated markets of a third country within the meaning of the 2011 Austrian Investment Fund Act and the UCITS Directive.

2. Stock exchanges in European states which are not members of the EEA

- | | | |
|------|-----------------------|---|
| 2.1. | Bosnia & Herzegovina: | Sarajevo, Banja Luka |
| 2.2. | Montenegro: | Podgorica |
| 2.3. | Russia: | Moscow Exchange |
| 2.4. | Serbia: | Belgrade |
| 2.5. | Turkey: | Istanbul (for Stock Market, “National Market” only) |

3. Stock exchanges in non-European states

- | | | |
|------|------------|--|
| 3.1. | Australia: | Sydney, Hobart, Melbourne, Perth |
| 3.2. | Argentina: | Buenos Aires |
| 3.3. | Brazil: | Rio de Janeiro, Sao Paulo |
| 3.4. | Chile: | Santiago |
| 3.5. | China: | Shanghai Stock Exchange, Shenzhen Stock Exchange |

¹ To open the register, in the left-hand column under “Entity type”, select “Regulated market” and click “Search” (click “Show table columns” and “Update” as necessary). The link may be modified by the European Securities and Markets Authority (ESMA).

² Due to the expiry of equivalence for Swiss stock exchanges, SIX Swiss Exchange AG and BX Swiss AG are now included under Section 2 “Stock exchanges in European states which are not members of the EEA” until further notice.



Raiffeisen Capital Management

3.6.	Hong Kong:	Hong Kong Stock Exchange
3.7.	India:	Mumbai
3.8.	Indonesia:	Jakarta
3.9.	Israel:	Tel Aviv
3.10.	Japan:	Tokyo, Osaka, Nagoya, Fukuoka, Sapporo
3.11.	Canada:	Toronto, Vancouver, Montreal
3.12.	Colombia:	Bolsa de Valores de Colombia
3.13.	Korea:	Korea Exchange (Seoul, Busan)
3.14.	Malaysia:	Kuala Lumpur, Bursa Malaysia Berhad
3.15.	Mexico:	Mexico City
3.16.	New Zealand:	Wellington, Auckland
3.17.	Peru	Bolsa de Valores de Lima
3.18.	Philippines:	Philippine Stock Exchange
3.19.	Singapore:	Singapore Stock Exchange
3.20.	South Africa:	Johannesburg
3.21.	Taiwan:	Taipei
3.22.	Thailand:	Bangkok
3.23.	USA:	New York, NYCE American, New York Stock Exchange (NYSE), Philadelphia, Chicago, Boston, Cincinnati; Nasdaq
3.24.	Venezuela:	Caracas
3.25.	United Arab Emirates:	Abu Dhabi Securities Exchange (ADX)

4. Organized markets in states which are not members of the European Union

4.1.	Japan:	Over-the-counter market
4.2.	Canada:	Over-the-counter market
4.3.	Korea:	Over-the-counter market
4.4.	Switzerland:	Over-the-counter market of the members of the International Capital Market Association (ICMA), Zurich
4.5.	USA:	Over-the-counter market (subject to supervisory oversight, e.g. SEC, FINRA)

5. Stock exchanges with futures and options markets

5.1.	Argentina:	Bolsa de Comercio de Buenos Aires
5.2.	Australia:	Australian Options Market, Australian Securities Exchange (ASX)
5.3.	Brazil:	Bolsa Brasileira de Futuros, Bolsa de Mercadorias & Futuros, Rio de Janeiro Stock Exchange, Sao Paulo Stock Exchange
5.4.	Hong Kong:	Hong Kong Futures Exchange Ltd.
5.5.	Japan:	Osaka Securities Exchange, Tokyo International Financial Futures Exchange, Tokyo Stock Exchange
5.6.	Canada:	Montreal Exchange, Toronto Futures Exchange
5.7.	Korea:	Korea Exchange (KRX)
5.8.	Mexico:	Mercado Mexicano de Derivados
5.9.	New Zealand:	New Zealand Futures & Options Exchange
5.10.	Philippines:	Manila International Futures Exchange
5.11.	Singapore:	The Singapore Exchange Limited (SGX)
5.12.	South Africa:	Johannesburg Stock Exchange (JSE), South African Futures Exchange (SAFEX)
5.13.	Turkey:	TurkDEX
5.14.	USA:	NYCE American, Chicago Board Options Exchange, Chicago Board of Trade, Chicago Mercantile Exchange, Comex, FINEX, ICE Future US Inc. New York, Nasdaq, New York Stock Exchange, Boston Options Exchange (BOX)

Product name:

Raiffeisen Sustainable Mix

Legal entity identifier: 529900TCP08VKZIACQ29

The product (the fund) is managed by Raiffeisen Kapitalanlage-Gesellschaft m.b.H. as management company. Fund Manager: Raiffeisen Kapitalanlage-Gesellschaft m.b.H.

Environmental and/or social characteristics

Sustainable investment means an investment in an economic activity that contributes to an environmental or social objective, provided that the investment does not significantly harm any environmental or social objective and that the investee companies follow good governance practices.

The **EU Taxonomy** is a classification system laid down in Regulation (EU) 2020/852, establishing a list of **environmentally sustainable economic activities**. That Regulation does not lay down a list of socially sustainable economic activities. Sustainable investments with an environmental objective might be aligned with the Taxonomy or not.

Did this financial product have a sustainable investment objective?	
<p><input checked="" type="radio"/> <input type="radio"/> Yes</p> <p><input type="checkbox"/> It made sustainable investments with an environmental objective: <u> </u> %</p> <ul style="list-style-type: none"> <input type="checkbox"/> in economic activities that do not qualify as environmentally sustainable under the EU Taxonomy <input type="checkbox"/> in economic activities that do not qualify as environmentally sustainable under the EU Taxonomy <p><input type="checkbox"/> It made sustainable investments with a social objective: <u> </u> %</p>	<p><input checked="" type="radio"/> <input type="radio"/> No</p> <p><input checked="" type="checkbox"/> It promoted Environmental/Social (E/S) characteristics and while it did not have as its objective a sustainable investment, it had a proportion of <u>88.10</u> % of sustainable investments</p> <ul style="list-style-type: none"> <input type="checkbox"/> with an environmental objective in economic activities that qualify as environmentally sustainable under the EU Taxonomy <input checked="" type="checkbox"/> with an environmental objective in economic activities that do not qualify as environmentally sustainable under the EU Taxonomy <input checked="" type="checkbox"/> with a social objective <p><input type="checkbox"/> It promoted E/S characteristics, but did not make any sustainable investments.</p>



To what extent were the environmental and/or social characteristics promoted by this financial product met?

The fund took environmental and social criteria in consideration for investments, in particular climate change, natural capital & biodiversity, pollution and waste, environmental improvement opportunities (such as green technologies and renewable energy), human resources, product liability & safety, stakeholder relations and social improvement opportunities (such as access to healthcare). Corporate governance as well as entrepreneurial behaviour & business ethics (overall "good governance") were in any case prerequisites for an investment. There was no limitation to specific environmental or social characteristics.

No reference benchmark was designated for the achievement of the promoted environmental or social characteristics.

How did the sustainability indicators perform?

The Raiffeisen ESG indicator is used by the management company as an internal sustainability indicator. The management company continually analyses companies and sovereigns based on internal and external research sources. The results of this sustainability research are combined with a comprehensive ESG evaluation, including an ESG risk assessment, to create the so-called Raiffeisen ESG indicator. The Raiffeisen ESG indicator is measured on a scale from 0 to 100. The assessment also takes into account the relevant

Sustainability indicators measure how the environmental or social characteristics promoted by the financial product are attained.

sector.

At the end of the accounting year the Raiffeisen ESG indicator was: 73.92

● **...and compared to previous periods?**

financial year 1.10.2022-30.9.2023: Raiffeisen-ESG- indicator: 74.88

financial year 1.10.2021-30.9.2022: Raiffeisen-ESG- indicator: 73.8

● **What were the objectives of the sustainable investments that the financial product partially made and how did the sustainable investment contribute to such objectives?**

The objectives of the sustainable investments covered improvements in the areas of climate change, natural capital and biodiversity, pollution and waste, environmental improvement vectors (such as green technologies and renewable energy), human resources, product liability and safety, relationships with interest groups, and social improvement vectors (such as access to health care) compared with the traditional market. Good corporate governance, including business practices and business ethics, was a prerequisite for an investment in any case.

The sustainability of an economic activity was assessed on the basis of the internal Raiffeisen ESG corporate indicator. It combined a wide range of data points relating to environmental, social, and governance (ESG) factors. In addition to sustainability opportunities and risks, the contribution that the business activity made to sustainable objectives along the entire value chain was examined and transformed into qualitative and quantitative ratings. An important part of this was the sustainable influence of the respective products and/or services (economic activity).

Climate protection bonds, also called green bonds, serve to raise financing for environmental projects. These were categorised as sustainable investments if the issuer was not excluded from investment based on the investment criteria and if they complied with the Green Bond Principles of the International Capital Markets Association or the EU Green Bond Principles.

The sustainability of government bonds was assessed on the basis of the internal Raiffeisen ESG sovereign indicator. A variety of topics were identified for the assessment of sovereigns and were represented by so-called factors. This indicator afforded a comprehensive view of environmental (biodiversity, climate change, resources, environmental protection), social (basic needs, justice, human capital, satisfaction), and governance (institutions, political system, finances, and transparency) factors.

At the end of the accounting year, the level of investments in economic activities that are environmentally sustainable within the meaning of the EU Taxonomy Regulation did not exceed a de minimis level.

● **How did the sustainable investments that the financial product partially made not cause significant harm to any environmental or social sustainable investment objective?**

To avoid significant adverse impacts on an environmental or social sustainable investment objective, securities that violate negative criteria as defined by the management company for this purpose and relating to environmental and social objectives (such as the extraction and use of coal, labour rights violations, human rights violations, and corruption) did not qualify as a sustainable investment.

How were the indicators for adverse impacts on sustainability factors taken into account?

See the information under „How did this financial product consider principal adverse impacts on sustainability factors?“.

Principal adverse impacts are the most significant negative impacts of investment decisions on sustainability factors relating to environmental, social and employee matters, respect for human rights, anti-corruption and anti-bribery matters.

Were sustainable investments aligned with the OECD Guidelines for Multinational Enterprises and the UN Guiding Principles on Business and Human Rights? Details:

The positive and negative criteria contained in the investment strategy covered all aspects of the OECD Guidelines for Multinational Enterprises (such as avoidance of environmental destruction, corruption, and human rights violations as well as adherence to the core ILO labour standards). The fund management continuously monitored various channels of information such as the media and research agencies to determine whether investments are affected by serious controversies. In addition, the fund assets were assessed for potential violations of the OECD Guidelines for Multinational Enterprises by means of a screening tool from a recognised ESG research provider. A company that did not comply with the OECD Guidelines for Multinational Enterprises was not eligible for investment. A violation was assumed to exist if a company was involved in one or more controversial incidents in which there were credible allegations that the company or its management had caused substantial damage of a significant scope in violation of global standards.

The EU Taxonomy sets out a “do not significant harm” principle by which Taxonomy-aligned investments should not significantly harm EU Taxonomy objectives and is accompanied by specific Union criteria.

The “do no significant harm” principle applies only to those investments underlying the financial product that take into account the Union criteria for environmentally sustainable economic activities. The investments underlying the remaining portion of this financial product do not take into account the Union criteria for environmentally sustainable economic activities.

Any other sustainable investments must also not significantly harm any environmental or social objectives.



How did this financial product consider principal adverse impacts on sustainability factors?

The consideration of the principal adverse impacts of investment decisions on sustainability factors was carried out through negative criteria, through the integration of ESG research into the investment process (ESG Scores) and in stock-picking (positive criteria). The use of positive criteria included the absolute and relative assessment of companies regarding stakeholder-related data, e.g., relating to employees, society, suppliers, business ethics and environment, as well as the absolute and relative assessment of sovereigns regarding the development of factors related to sustainable development such as the political system, human rights, social structures, environmental resources, and climate change policy. Additionally, companies were encouraged to reduce the adverse sustainability impacts through corporate dialogue and, in particular, through the exercise of voting rights – a process known as “engagement”. These corporate engagement activities were conducted in the respective companies independent of any specific investment. The table shows the theme areas from which sustainability indicators for adverse impacts were considered, in particular, as well as the main methods that were applied.

Companies		Negative criteria	Positive criteria
Environment	Greenhouse gas emissions	✓	✓
	Activities with adverse impacts on areas with protected biodiversity	✓	✓
	Water (pollution, consumption)		✓
	Hazardous waste		✓

Social affairs and employment	Violations or lack of policy regarding the United Nations Global Compact (initiative for responsible corporate governance) and OECD guidelines for multinational companies; work accidents	✓	✓
	Gender justice		✓
	Controversial weapons	✓	✓

Countries and supranational organizations		Negative criteria	Positive criteria
Environment	Greenhouse gas emissions	✓	✓
Social issues	Violation of social provisions in international agreements and conventions and the principles of the United Nations	✓	✓



What were the top investments of this financial product?

Largest investments		Sector	% Assets	Country
US5949181045	MICROSOFT CORP MSFT	Information Technology	1.97	United States
US02079K3059	ALPHABET INC-CL A GOOGL	Telecommunication Services	1.29	United States
US67066G1040	NVIDIA CORP NVDA	Information Technology	1.14	United States
US6200763075	MOTOROLA SOLUTIONS INC MSI	Information Technology	0.97	United States
US0378331005	APPLE INC AAPL	Information Technology	0.91	United States
XS2698047771	KFW KFW 3 1/4 03/24/31	Financial	0.79	Germany
US92826C8394	VISA INC-CLASS A SHARES V	Financials	0.77	United States
DK0062498333	NOVO NORDISK A/S-B NOVOB	Health Care	0.77	Denmark
US58933Y1055	MERCK & CO. INC. MRK	Health Care	0.77	United States
US79466L3024	SALESFORCE INC CRM	Information Technology	0.76	United States
DE0001102606	BUNDESREPUB. DEUTSCHLAND DBR 1.7 08/15/32	Government	0.75	Germany
FR0000121972	SCHNEIDER ELECTRIC SE SU	Industrials	0.73	France
US78409V1044	S&P GLOBAL INC SPGI	Financials	0.73	United States
NL0010273215	ASML HOLDING NV ASML	Information Technology	0.72	Netherlands
IE00B4BNMY34	ACCENTURE PLC-CL A ACN	Information Technology	0.71	Ireland

The list includes the investments constituting the greatest proportion of investments of the financial product during the reference period which is:
 financial year Oct 1, 2023 - Sep 30, 2024



What was the proportion of sustainability-related investments?

Sustainability-related investments refer to all investments that contribute to the achievement of the environmental and/or social characteristics within the scope of the investment strategy.

● What was the asset allocation?

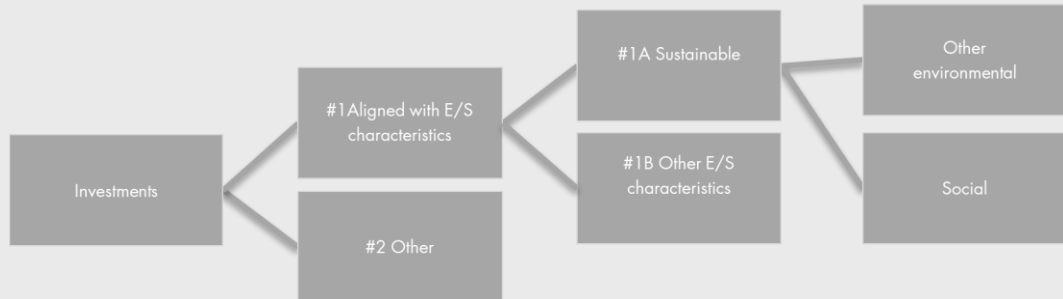
The values given below refer to the end of the accounting year.

At the end of the reporting period 98.20 % of total fund assets were aligned with environmental or social characteristics according to the investment strategy (#1, see also information under "To what extent were the environmental and/or social characteristics promoted by this financial product met? "). 1.80 % of total fund assets were other investments (#2, see also information under "What investments were included under "other", what was their purpose and were there any minimum environmental or social safeguards?").

88.10 % of total fund assets were sustainable investments with environmental or social objectives aligned with Art. 2 (17) of Regulation (EU) 2019/2088 (Sustainable Finance Disclosure Regulation) (#1A, see also information under "What was the share of sustainable investments with an environmental objective not aligned with the EU Taxonomy?" and "What was the

Asset allocation describes the share of investments in specific assets.

share of socially sustainable investments?").



#1 Aligned with E/S characteristics includes the investments of the financial product used to attain the environmental or social characteristics promoted by the financial product.

#2 Other includes the remaining investments of the financial product which are neither aligned with the environmental or social characteristics, nor are qualified as sustainable investments.

The category **#1 Aligned with E/S characteristics** covers:

The sub-category **#1A Sustainable** covers environmentally and socially sustainable investments.

The sub-category **#1B Other E/S characteristics** covers investments aligned with the environmental or social characteristics that do not qualify as sustainable investment.

● **In which economic sectors were the investments made?**

Investment structure	Proportion Fund in %
Government	33.99
Financial	31.85
Industrial	7.85
Consumer, Non-cyclical	6.95
Utilities	5.09
Communications	4.64
Sonstige / Others	9.64
Gesamt / Total	100.00

To comply with the EU Taxonomy, the criteria for **fossil gas** include limitations on emissions and switching to fully renewable power or low-carbon fuels by the end of 2035. For **nuclear energy**, the criteria include comprehensive safety and waste management rules.

Enabling activities directly enable other activities to make a substantial contribution to an environmental objective.

Transitional activities are activities for which low-carbon alternatives are not yet available and among others have greenhouse gas emission levels corresponding to the best performance.



● **To what extent were the sustainable investments with an environmental objective aligned with the EU Taxonomy?**

At the end of the accounting year, the level of investments in economic activities that are environmentally sustainable within the meaning of the EU Taxonomy Regulation did not exceed a de minimis level.

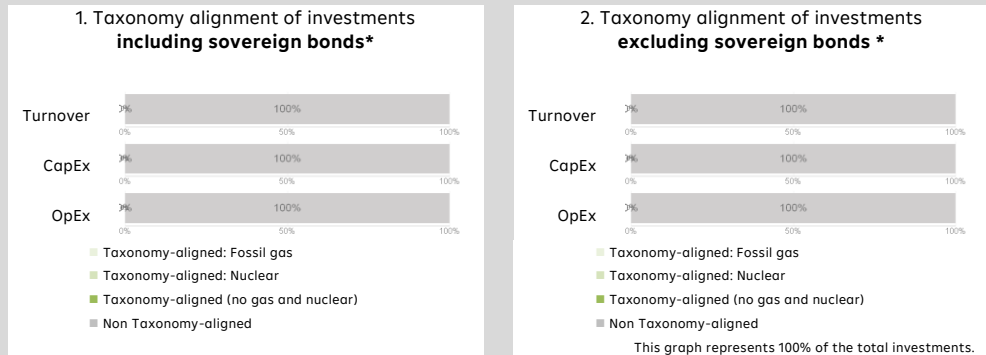
● **Did the financial product invest in fossil gas and/or nuclear energy related activities complying with the EU Taxonomy ^{3?}**

- Yes:
- In fossil gas In nuclear energy

³Fossil gas and/or nuclear related activities will only comply with the EU Taxonomy where they contribute to limiting climate change ("climate change mitigation") and do not significantly harm any EU Taxonomy objective - see explanatory note in the left hand margin. The full criteria for fossil gas and nuclear energy economic activities that comply with the EU Taxonomy are laid down in Commission Delegated Regulation (EU) 2022/1214.

No.
Not applicable.

The graphs below show in green the percentage of investments that were aligned with the EU Taxonomy. As there is no appropriate methodology to determine the taxonomy-alignment of sovereign bonds*, the first graph shows the Taxonomy alignment in relation to all the investments of the financial product including sovereign bonds, while the second graph shows the Taxonomy alignment only in relation to the investments of the financial product other than sovereign bonds..



Taxonomy-aligned activities are expressed as a share of:

- **turnover** reflects the "greenness" of investee companies today.
- **capital expenditure (CapEx)** shows the green investments made by investee companies, relevant for a transition to a green economy.
- **operational expenditure (OpEx)** reflects the green operational activities of investee companies

- **What was the share of investments made in transitional and enabling activities?**
At the end of the accounting year, the level of investments in economic activities that are environmentally sustainable within the meaning of the EU Taxonomy Regulation did not exceed a de minimis level.
- **How did the percentage of investments that were aligned with the EU Taxonomy compare with previous reference periods?**
Within previous reference periods the level of investments in economic activities that are environmentally sustainable within the meaning of the EU Taxonomy Regulation did not exceed a de minimis level.



What was the share of sustainable investments with an environmental objective not aligned with the EU Taxonomy?

The sustainability of an economic activity is assessed on the basis of the Raiffeisen ESG indicator. As this is comprised of environmental and social objectives, it is not sensible to differentiate between the individual shares for environmental and social investments. At the end of the abbreviated accounting period, the actual share of investments that pursued environmental and social objectives was 88.10% of the fund assets.



What was the share of socially sustainable investments?

The sustainability of an economic activity is assessed on the basis of the Raiffeisen ESG indicator. As this is comprised of environmental and social objectives, it is not sensible to differentiate between the individual shares for environmental and social investments. At the end of the abbreviated accounting period, the actual share of investments that pursued environmental and social objectives was 88.10% of the fund assets.

are sustainable investments with an environmental objective that **do not take into account the criteria** for environmentally sustainable economic activities under Regulation (EU) 2020/852.



What investments were included under "other", what was their purpose and were there any minimum environmental or social safeguards?

Investments that neither qualify as a sustainable investment nor are aligned with environmental or social characteristics were sight deposits and derivatives. Sight deposits were not subject to the sustainability criteria of the investment strategy and were used primarily for liquidity management. Derivatives were used for duration management. Accruals and deferrals were included in the position "other".



What actions have been taken to meet the environmental and/or social characteristics during the reference period?

The attainment of the environmental and/or social characteristics promoted by the fund was continuously monitored against defined limits as part of the internal limit system.

With regard to ESG (environmental, social, and governance) factors, the investment strategy contained mandatory negative criteria, a comprehensive sustainability-related analysis, and the construction of a portfolio taking the ESG score and ESG momentum into account. During this process, especially high importance was placed on the quality of the company and the business model. A high degree of sustainability and fundamental strength were the key aspects for an investment.

More detailed information on the implementation of the engagement policy can be found in the annual engagement report on the website of the management company in the section "Our Topics/Sustainability" within the paragraph "Policies & Reports".

Appendix

Imprint

Publisher:

Raiffeisen Kapitalanlage-Gesellschaft m.b.H.
Mooslackengasse 12, A-1190 Vienna

Responsible for contents:

Raiffeisen Kapitalanlage-Gesellschaft m.b.H.
Mooslackengasse 12, A-1190 Vienna

Copyright by publisher, dispatch location: Vienna

Raiffeisen Capital Management is the brand of:
Raiffeisen Kapitalanlage-Gesellschaft m.b.H.
Raiffeisen Immobilien Kapitalanlage-Gesellschaft m.b.H.